

PORTABLE SHEET-FED SCANNER
Epson WorkForce DS-30

EPSON
EXCEED YOUR VISION

YOUR PERFECT SCANNING PARTNER

Light-weight portable
A4 sheet-fed scanner

IMAGING INNOVATION

With its compact and lightweight design, the Epson DS-30 is extremely portable and space-saving. Document Capture Pro software allows users to easily capture, convert, save and export scanned documents.

- **High Portability**
Extremely portable at just 325g, it doesn't need a separate electrical point or bulky power brick. Its USB-powered design attaches to your laptop and sips power at a maximum of 500mA, letting you scan documents anytime and anywhere.
- **Flexible Media Support**
Supports A4 sizes and smaller for standard paper types, thin paper receipts, thick card stock and even embossed plastic cards up to 1.2mm thickness.
- **Easy Scanning and Document Management**
Included Epson Scan and Document Capture Pro software makes document scanning and management a breeze.



IMAGING INNOVATION

With the Epson WorkForce DS-30, you have the perfect scanning partner that fits as easily in small working spaces as it does in your bag. Take it with you for all your mobile scanning needs, from A4 documents right down to business cards and even embossed plastic cards.

High Portability

Weighing just 325g, the Epson WorkForce DS-30 is a light-weight, portable A4 sheet-fed scanner with comprehensive business scanning capabilities in a super compact, space-saving package. This travel-ready design comes with a carrying case suited for business use, allowing instant scanning and easy document management.

The DS-30 is USB-powered, so you never have to worry about bulky power bricks or finding a spare electrical point. Simply plug it into a USB port on your laptop PC and you're good to go. The DS-30 is also highly efficient, drawing a maximum of only 500mA.



Flexible Media Support

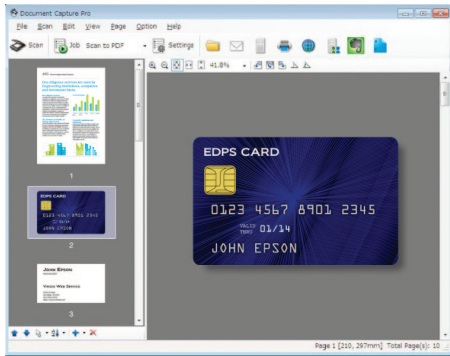
The DS-30 handily accepts most standard paper types, as well as ID cards, business cards, thin papers from 35gsm receipts to 270gsm thick cards, even embossed plastic cards of up to 1.2mm thickness. With the DS-30, you can scan just about any document anytime and anywhere.

Easy Scanning and Document Management

The Epson WorkForce DS-30 works in synergy with the full suite of Epson Scan features to raise your productivity.


Auto Document Size Detection

Automatically determines the size and position of the scanned documents and saves them as images.



Text Enhancement

Improves text readability when scanning colour, grayscale or black-&-white documents. Removes the background for better clarity, which is especially useful for double-sided printed documents.



Text Enhancement OFF

Text Enhancement ON

Auto Area Segmentation

When scanning in black-&-white, this feature automatically detects text and picture areas on a page and scans text in black-&-white and pictures in halftone to achieve the best results.

Auto Skew Correction

Automatically straightens skewed documents.

Advanced PDF Features

Users can save scans as PDF files with a host of features including:

- Two levels of compression for smaller file sizes
- Password encryption for Open, Read, Copy, Edit, Comment and Print functions
- Searchable text through ABBYY FinePrint® Sprint Plus 9.0 software

Colour Dropout

Allows users to remove Red, Green or Blue coloured backgrounds, stamps or text from black-&-white/greyscale scans.

Colour Enhance

Used in grayscale or black-&-white scanning to enhance a colour on a form or document (Red, Green or Blue only).

Punch Hole Removal

Recognises the appearance of punch holes on scanned documents and automatically removes them.

Additional Features

- Auto Orientation (Windows only)
- Edge Fill (customisable and adjustable)
- Crop Margins for Size 'Auto'

Easy Management of Documents

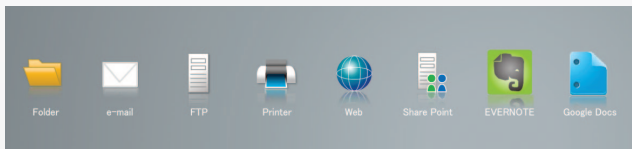
The Epson WorkForce DS-30 includes advanced, user-friendly software to help you manage your scanned documents.

Document Capture Pro



Document Capture PRO

Easily scan, view, edit, save and transfer scanned documents. It can recognise barcodes and blank pages in scanned documents to separate sections into different folders. It also provides quick and easy access to many post-scan destinations, including scan-to-print, email, Windows Public Folder, FTP, Web Folder, and Scan-to-Cloud services such as Microsoft® SharePoint Server, Evernote and Google Docs.



Presto! BizCard 5

This handy software helps to store business card information in a digital library for instant retrieval. Up to 10 business cards can be scanned at a time.

ABBYY FineReader® Sprint 9 (Windows only)

Enables searchable content on your scanned PDFs for greater productivity. Allows scanning to MS Word/Excel formats for text editing.

Partners in Perfection



Epson K100 Monochrome Inkjet Printers

The Epson K100 printer is the ideal complement for your basic low-cost monochrome printing needs.



Epson AcuLaser™ MX14NF/MX14/M1400 Monochrome LED Printers

The Epson AcuLaser™ M1400 series printers offer a full range of highly affordable and cost-efficient monochrome business printing solutions.

SPECIFICATIONS

Weight: 325g



1. Scanning resolution as defined by ISO14473
2. Scanning Speed Data Patterns
The thumbnail image below shows the scanning patterns used to determine scanning specifications.



1
Line Art (MEMO)



EPSON and EXCEED YOUR VISION are registered trademarks of Seiko Epson Corporation.

All other product names and other company names used herein are for identification purposes only and are the trademarks or registered trademarks of their respective owners.

EPSON disclaims any and all rights in those marks. Scan/Print samples shown herein are simulations. Specifications are subject to change without notice.

<p>SCANNER TYPE SCANNING METHOD PAPER SUPPLY PAPER OUTPUT OPTICAL SENSOR LIGHT SOURCE</p>	<p>Sheet-fed, simplex A4 colour scanner Fixed carriage and moving document Face down load Face down eject 600dpi Colour CIS with 10,367 pixels RGB (3 colour) LED</p>
<p>PERFORMANCE MAX EFFECTIVE PICTURE ELEMENT MAX SCAN OUTPUT PIXELS SCANNING RESOLUTION¹ OUTPUT RESOLUTION PIXEL DEPTH OUTPUT IMAGE DATA MAX SCAN AREA SCANNING SPEED² DOCUMENT SIZE A4 (from document feed start to eject)</p>	<p>Main 5,100 x Sub 8,400 pixels Main 5,100 x Sub 8,400 pixels Main 600 x Sub 600dpi 75, 100, 150, 200, 240, 300, 400, 600dpi In: 16 bits/pixel Out: 1, 8 bits/pixel 1, 8, 24 bit (selectable) 8.5 x 14 inches (216+ x 356mm) SETTINGS SCANNING SPEED 200dpi, B/W 13sec 200dpi, Colour 13sec 300dpi, B/W 13sec 300dpi, Colour 13sec 600dpi, B/W 15sec 600dpi, Colour 45sec</p>
<p>DRIVER</p>	<p>Epson Scan TWAIN Driver</p>
<p>DOCUMENT HANDLING PAPER SIZE PAPER QUALITY PAPER WEIGHT</p>	<p>A4, A5, A6, A8 (portrait scanning, Windows only), B5, B6, Legal, Letter Business Card, Embossed Plastic Card (up to 1.2mm thickness), High-quality paper, recycled paper 35 – 270gsm</p>
<p>PRINTER INTERFACE STANDARD</p>	<p>USB 2.0 Hi-Speed</p>
<p>SUPPORTED PLATFORMS OPERATING SYSTEM</p>	<p>Microsoft® Windows XP (Home Edition / Professional / Professional x64), Windows® Vista (32 bit/ 64 bit), Windows® 7 (32 bit/ 64 bit) Mac OS® X 10.4.x or higher</p>
<p>SYSTEM REQUIREMENTS WINDOWS CPU RAM FREE HARD DRIVE SPACE MACINTOSH CPU RAM FREE HARD DRIVE SPACE</p>	<p>Intel Pentium II 450 MHz[#] 128MB (1GB for XP Professional X64, Vista & 7) 95MB PowerPC G3 400MHz or Intel-based CPU (Mac OS® X 10.4.x) PowerPC G4 867Mhz or Intel-based CPU (Mac OS® X 10.5.x) Intel-based CPU 1GHz (Mac OS® X 10.6.x or higher) 256MB (Mac OS® X 10.4.x), 512MB (Mac OS® X 10.5.x), 1GB (Mac OS® X 10.6.x or higher) 110MB [#]If the OS requires higher specifications than stated here, it should be followed.</p>
<p>POWER REQUIREMENTS POWER SUPPLY RATED VOLTAGE INPUT CURRENT POWER CONSUMPTION OPERATING READY SLEEP</p>	<p>USB bus-powered DC 5V± 10% 500mA 2.5W or less 1.3W or less 0.0125W or less</p>
<p>ENVIRONMENTAL CONDITIONS TEMPERATURE OPERATING STORAGE HUMIDITY OPERATING STORAGE</p>	<p>10 – 35°C -25 – 60°C 10 – 80% (No condensation) 10 – 85% (No condensation)</p>



Official Partner
of Manchester United