

# TRANSFORM YOUR WORKPLACE WITH COMPACT, FUSS-FREE SCANNING.



Epson's WorkForce DS-1630 is your perfect companion for easy and effortless digital storage. Its small, unobtrusive size also means a more organised and productive workspace.



Scan up  
to A4



Speed up  
to 25ppm



Automatic  
Duplex  
Scanning



## IT'S IN THE DETAILS.

### Clutter-free Workplace

Not only does the compact DS-1630 occupy little desk space, its built-in AC adapter ensures an orderly workplace at all times.

### Convenient Scanning

Impressive scan speeds of up to 25ppm and a high ADF paper capacity of up to 50 pages minimise the need to manually replace documents.

### Document Management Software

Easily scan, edit and manage documents for processing and integrate them into cloud services with Document Capture Pro.



Document scanning is simple and effective with the Workforce DS-1630. With fast speeds, fuss-free connectivity and a compact size, it is the workplace essential for easy digital storage.




### Clutter-free Workplace

Not only does the compact DS-1630 occupy little desk space, its built-in AC adapter ensures you do not have to deal with messy cables. This allows you to enjoy an orderly workplace at all times.

### Convenient Scanning

The DS-1630 reduces the need to manually replace documents with a high ADF capacity of up to 50 pages. Efficiency is achieved with scan speeds of up to 25ppm for simplex and 10ipm for duplex (3-pass automatic duplex). What's more, you can scan odd-sized documents easily.



## Document Management

### Document Capture Software\*



#### Document Capture PRO

Epson document scanners come bundled with document management software that allows you to easily manage your scanned files.

Easily scan, view, edit, save and transfer scanned documents. The software optically recognises barcodes, characters and blank pages in scanned documents to separate them into different folders. It allows you to create up to 30 customised job settings, making multiple scan jobs a breeze.

The software also provides quick access to post-scan destinations, including scan-to-print, email, Windows® Public Folder, FTP, Web Folder, and Scan-to-Cloud services such as Microsoft® SharePoint Server, Evernote®, Google® Drive™ and SugarSync®.

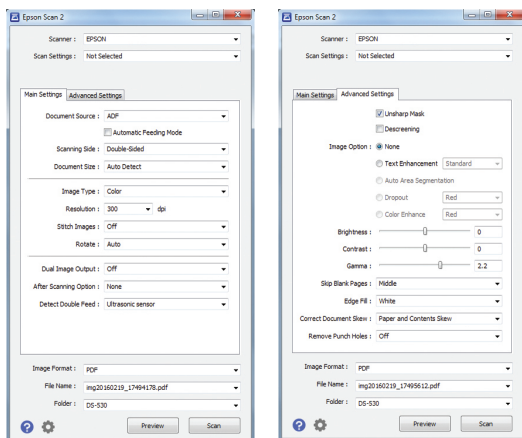
\* Document Capture Pro (Windows), Document Capture (Mac OS X)

## Ease of Use



A free stop hinge allows the lid to be easily opened and stopped at an angle between 15 to 70 degrees. This increases usability, even with one hand.

## Epson Scan 2 Features



### Text Enhancement

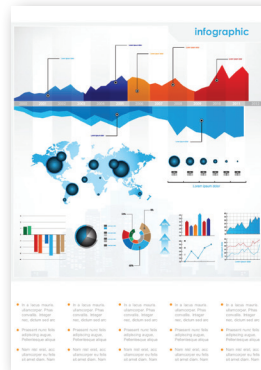
Improves text recognition when scanning text documents, whether in colour, greyscale or black-and-white. Removes background for better clarity, which is especially useful for double-sided printed documents.

### Auto Area Segmentation

This function allows separate scanning of both image and text in a document. It also automatically detects and scans text in black-and-white mode and images in halftone, giving clear text quality while preserving image details.

## Document Skew Correction

Automatically adjusts and straightens scanned images.

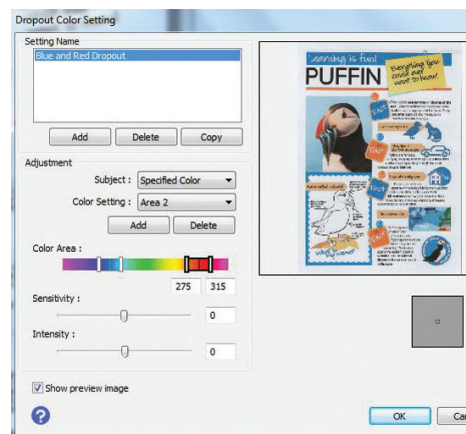


Misaligned document results in skewed scan



With Document Skew Correction, misaligned document is straightened when scanned

## Colour Enhancement & Colour Dropout



Remove or enhance the visibility of ink signatures such as “Confidential” and “Urgent” stamps. Users can pick one of the preset colours (red, green, blue, pink, purple, yellow, orange, or all colours except black), or use the customised settings to dropout or enhance up to 5 colours of your choice with a single scan.

## PDF Features for Added Convenience

The built-in OCR enables searchable PDF files. Secure your PDF files by setting a password to prevent unauthorised viewing, editing or printing.

Model Number	DS-1630	
<b>Scanner</b>		
Scanner Type	A4 flatbed colour image scanner with ADF	
Sensor Type	Contact Image Sensor (CIS)	
Flatbed Scanning Method	Fixed document and moving carriage	
Light Source	RGB LED	
Optical Resolution <sup>*1</sup>	1200 x 1200 dpi	
Output Resolution	50 - 1,200 dpi (in 1 dpi increments)	
Bit Depth	Input: 10 bits/pixel; Output: 8 bits/pixel	
Document Size		
Minimum	89 x 127 mm (ADF Simplex), 89 x 170 mm (ADF Duplex)	
Maximum	216 x 297 mm (Flatbed), 215.9 x 3048 mm (ADF Simplex)	
Supported Paper Weight	50 - 120 g/m <sup>2</sup>	
ADF Type	3-pass duplex ADF	
ADF Scanning Method	Fixed carriage and moving document	
ADF Capacity	50 sheets (80g/m <sup>2</sup> )	
Daily Scan Volume	up to 1,500 pages / day	
Interface	USB 3.0	
<b>Scanning Speed <sup>*2</sup></b>		
Flatbed	Colour	Mono
200 dpi	Approx. 7.0 sec, 1.4 msec/line	Approx. 6.0 sec, 1.1 msec/line
300 dpi	Approx. 7.0 sec, 1.4 msec/line	Approx. 6.0 sec, 1.1 msec/line
600 dpi	Approx. 26 sec, 3.2 msec/line	Approx. 14 sec, 1.6 msec/line
ADF		
200 dpi	25 ppm / 10 ipm	25 ppm / 10 ipm
300 dpi	25 ppm / 10 ipm	25 ppm / 10 ipm
600 dpi	9.0 ppm / 6.0 ipm	9.0 ppm / 6.0 ipm
<b>Drivers and Software</b>		
Supported OS (Scanner Driver)		
Windows	Windows XP / Vista / 7 / 8 / 8.1 / 10 / Server 2003 / Server 2008 / Server 2012 / Server 2016	
Mac	Mac OS X 10.6.8 or later	
Driver compatibility	TWAIN, SANE, WIA, ICA, ISIS	
Bundled Software	Epson Scan 2 ISIS Driver (Web Download) Epson Scan OCR Component Epson Scan PDF Extensions Document Capture Pro (Windows) Document Capture (Mac) Presto! BizCard	
File Format	Epson Scan 2: JPEG, TIFF, Multi-TIFF, PDF, Searchable PDF, BMP, PNG Document Capture Pro (Win): JPEG, BMP, PDF, Searchable PDF, TIFF, Multi-TIFF, PNG, DOCX, XLSX, PPTX	
<b>Electrical Specifications</b>		
Rated Voltage	AC 100 - 240 V	
Rated Frequency	50 - 60 Hz	
Power Consumption		
Operating	11W	
Ready Mode	5.8W	
Sleep Mode	0.8W	
Power Off	0.15W	
<b>Environmental Conditions</b>		
Temperature		
Operating	10 - 35 ° C	
Storage	-20 - 60 ° C	
Humidity		
Operating	20 - 80% (No condensation)	
Storage	20 - 80% (No condensation)	

#### Dimensions & Weight

**DS-1630**  
**Weight:** 4.1kg (9.04lb)



<sup>\*1</sup> Scanning resolution as defined by ISO14473.  
<sup>\*2</sup> Based on A4 documents.

© 2020 PT Epson Indonesia. All Rights Reserved.  
Reproduction in part or in whole, without the written permission from Epson, is strictly prohibited. EPSON and EXCEED YOUR VISION are registered trademarks of Seiko Epson Corporation. All other products names and other company names used herein are for identification purposes only and are the trademarks or registered trademarks of their respective owners. Epson disclaims any and all rights in those marks. Scanned images shown herein are simulations. The actual product design and contents may vary. Specifications and product availability are subject to change without notice and may vary between countries. Please check with local Epson offices for more information.

Information correct at time of printing  
Printed June 2020