

HIGH BRIGHTNESS BUSINESS PROJECTORS

EB-1930/1935/1950/1955

EB-1960/1965/1940W/1945W

EPSON

EXCEED YOUR VISION



ALWAYS THE RIGHT ANGLE FOR YOUR BUSINESS.

Epson's 3LCD projectors come with smart focusing and real-time auto vertical and horizontal keystone correction for a picture perfect presentation even from odd or uneven placements. Need to shift your projector for any reason? No problem – the image is automatically corrected to give you the right angle in less than a second. And with 5,000 lumens of projection brilliance, they shine through in every situation, even in brightly lit environments.



High Brightness



Multi PC Projection



Split Screen



HDMI



3-in-1 USB Display



iProjection



EB-1930/EB-1935/
EB-1940W/EB-1945W



EB-1950/EB-1955/
EB-1960/EB-1965

ENGINEERED FOR BUSINESS

Clear, Impressive Presentations

Brightness of 5,000lm for high image visibility even in rooms of up to 60-100 people without dimming the lights.

Projection Versatility and Flexibility

With real-time auto V&H keystone correction, the advanced algorithm displays a corrected image in less than a second.

Clear Images with Accurate Details

Faroudja DCDI and "Focus Help" features provide high performance de-interlacing, noise reduction and sharpness enhancement.



Dimming the lights during presentations is a thing of the past. With Epson's advanced features, you can enjoy uncompromised image quality even in a brightly lit room.



Deliver Clear, Impressive Presentations

With a high 5,000 lm* brightness setting, drawing the curtains or switching off the lights during presentations is a thing of the past. This projector series features high image visibility even in a well-lit meeting room.




* For EB1900/1905 only.

Projection Versatility and Set-up Flexibility

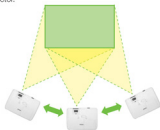
Real-Time Auto V&H Keystone Correction

These projectors provide advanced, auto vertical and horizontal keystone correction. With this newly developed correction feature, you can conveniently position the projector anywhere in the room. Simply turn on the power and direct the projector towards the screen or wall, and the image will be automatically corrected in no time.

With real-time keystone adjustment, this allows the projector to display the corrected image less than a second after detecting a projector motion. This adjustment speed lets you display a rectangular screen even while you are moving the projector.



* For EB-1935/1945W/1955/1965 only



Screen Fit

In cases where the image extends beyond the frame of the screen or whiteboard, simply push the "Screen Fit" button to automatically adjust the image frame with the edges of the screen. This feature allows you to focus more on your presentation than on adjusting the projection output.




* For EB-1935/1955/1965/1945W only

Clear images with accurate details

Farouja DCDi - Eliminate Jagged Lines

This projector series features Farouja DCDi® (Directional Correlational Deinterlacing) Cinema chipset, a video enhancement technology that produces an exceptional image quality without introducing artefacts. Farouja DCDi was developed to eliminate jaggedness by using a unique algorithm, so your video-based presentations remain sharp all the time.



Farouja DCDi - Enhanced Sharpness

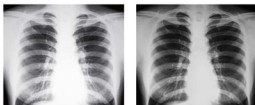
Greater depth and perception add appeal to your presentations. With TrueLife enhancement, a sharpness enhancement technology, the projector identifies and enhances transitions, such as skin texture, freckles and hair, to produce images with remarkable clarity and colour. Presentations have never been more compelling, with videos and images that are more visible and lifelike.



DICOM SIM Mode

This colour mode produces images with clear shadows, ideal for projecting X-rays and other medical images.*

* Not for actual medical diagnosis



Focus Help

With the Focus Help button,* you can adjust the focus easily by looking at the figure and bar gauge displayed on the screen during adjustment.

This function is especially helpful for users who want image accuracy during their presentations or when the adjustment of the image is done by a single person.

* For EB-1335/1965/1966/1945W only



Network Management For Easy Monitoring

EasyMP Monitor

With Epson's network monitoring and control software, you can see from a single PC which projectors are available and whether they are running efficiently – even across the biggest network.

You can configure your projectors and access their serial numbers remotely, as well as receive instant email alerts for pre-defined critical indicators such as non-functioning devices or overheating lamps.

Message Broadcasting

Now you can send messages or announcements as JPEG files simultaneously to any number of projectors on a network. This makes the projector series very useful for immediate communication needs or even emergencies.



* This is a plug-in software of EasyMP Monitor.

Enrich Presentations with a Single Projector

Split Screen

Split screen allows inputs from two separate sources to be displayed side by side on the same screen. In a video conference, for example, images of presentation materials and remote participants can be shown simultaneously.



Multi-PC Projection

With Epson's "EasyMP Multi PC Projection" freeware, screens can be displayed simultaneously using a network – for more interactive meetings. Up to 32 computers can connect to one projector on a network, with screens from any four computers being projected at a time.



* For EB-1935/1955/1965/1945W only

Experience Convenient, PC-Free Presentations

Epson iProjection

With the iProjection application for both iOS and Android, wireless projection from a smart device is made possible.* This feature supports various files and allows you to present your smartphone contents with ease. It also lets you use other touch-screen operations, such as flicking to turn pages and pinching to zoom in or out. For EB-1930/1950/1960/1940W, wired LAN connection with wireless access point is required.

* In iProjection, projector profile search, multi-screen display, distribution function, audio transfer, movie file transfer, internet connection disabling and encryption data transfer capabilities are not supported.



PC Free

Simply save movie files like MPEG2/4*, Motion JPEG compressed videos, JPEG/BMP/PNG/GIF pictures and PDF files to a USB memory device, insert into the projector and the files are projected automatically. You can just bring the data along without the need of a PC.



* For EB-1935/1955/1965/1945W only

Eco Features

- Uses just 0.44W of power in standby mode
- Projector optics employ lead-free lenses
- Unpainted plastic housing reduces the environment impact
- The flame retardants used in the plastic housing do not contain chlorine or bromine

Better Products for a Better Future™

For more information on Epson's environmental programmes, visit <http://global.epson.com/SR/environment>

PARTNERS IN PERFECTION

Ultra portable Document Camera ELPDC06



Easily portable; 0.96kg / 2.11lbs
1.92 megapixels with 15fps
4 x digital zoom
USB powered

Desktop Document Camera ELPDC11



2.2kg / 4.85lbs
5 megapixels with 30fps
10 x digital zoom
Bundled with microscope adaptor

L455 Ink Tank System Printer



Enjoy mobile printing at low operating costs, along with seamless connectivity to Wi-Fi, Wi-Fi Direct and Epson Connect.



SEE VIBRANT, REALISTIC COLOURS WITH HIGH COLOUR BRIGHTNESS.

A New Specification

Projectors have always had their brightness rated only for white light. However, they may have very different colour brightness levels. The Colour Brightness specification provides a new way for buyers to compare the holistic performance (white and colour light brightness) of projectors to make a more informed decision.



Epson
Colour Brightness 2600 Lumens
White Brightness 2600 Lumens

Competitor
Colour Brightness 750 Lumens
White Brightness 2700 Lumens

What is Colour Brightness?

As the term implies, Colour Brightness is a new international standard that states a projector's colour light output in lumens. It measures the brightness of a projector's red, green and blue light.

These are the measurements to look for:

Colour Brightness - Colour Light Output

White Brightness - White Light Output



Epson

Competitor

Why Does Colour Brightness Matter?

Even if a projector has high white brightness, it's Colour Brightness could be as low as 1/3 of its white light brightness specification. With a projector that has high Colour Brightness, you'll see vibrant, realistic colours; but if Colour Brightness is low, colours can look dull and dark, skin tones can be reproduced poorly and important details can be lost.

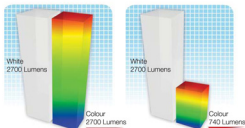


Epson

Competitor

How to Find a Projector's Colour Brightness?

1. Look for separate Colour Brightness and white brightness specification.
2. Projectors with similar white brightness levels can have vastly different and significantly lower Colour Brightness levels.
3. Many manufacturers may not want you to know their projectors are only 1/3 as bright when measuring colour.



Epson

Other 1-Chip Projectors



www.epson.com.sg/colourbrightness

EPSON REVOLUTIONISES PROJECTOR MARKET WITH 3LCD TECHNOLOGY AND LEADS AS WORLD'S NO.1* PROJECTOR BRAND FOR 13 CONSECUTIVE YEARS!

* Based on independent research by Futuresource Consulting

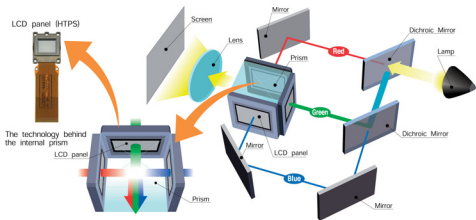
Advantages of 3LCD Projection System

Bright Images and Faithful Colour Reproduction

3LCD projectors offer all-time colour (Red, Green and Blue) projection thereby ensuring faithful full colour reproduction. This is suitable for projection of colour intensive images such as videos, photographs and colour charts.

Incredible Details

3LCD projectors are able to produce an unparalleled range of grayscale images, which contributes to delivering incredible colour images that are smooth and seamless.



3LCD projector : RGB are projected at the same time, which makes the single composite image easy on the eyes.



** HTPS (High Temperature Poly-Silicon) is an active matrix transmissive LCD. It is extremely small and produces high-quality images.

Gentle on the Eyes

3LCD projectors' images do not suffer from colour break-up (commonly known as the rainbow effect). The projections are easy on the eyes as you will not be affected by any distorted pattern.

Reliable Technology

With more than 70 million 3LCD chips shipped to date, the powerful and road-tested 3LCD projection technology is extremely reliable, and is trusted by many throughout to deliver sharp and true-to-life images.

3LCD projectors use 3 separate LCD panels to form a continuous image containing all colours (red, blue and green) ensuring smooth video playback, even for rapid-motion images.

MODEL NUMBER	EB-1930	EB-1940W	EB-1950	EB-1960
Projection Technology	RGB liquid crystal shutter projection system (3LCD)			
Specifications of Main Parts				
LCD	Size	0.63" with MLA	0.59" with MLA	0.63" with MLA
	Native Resolution	XGA	WXGA	XGA
Projection Lens	Type	Optical Zoom (Manual) / Focus (Manual)		
	F-Number	1.51 - 1.99		
Lamp	Focal Length	18.2mm - 29.2mm		
	Zoom Ratio	1 - 1.6		
Lamp	Throw Ratio	1.38 - 2.24 (Wide - Tele)		
	Type	245W UHE		
Life (Normal / Eco)*	2,500 hours / 4,000 hours			
Screen Size (Projected Distance)				
Zoom: Wide	30" - 300" [0.84m - 8.4m]	29" - 280" [0.84m - 8.4m]	30" - 300" [0.84m - 8.4m]	
Zoom: Tele	30" - 300" [1.36m - 13.9m]	29" - 280" [1.36m - 13.9m]	30" - 300" [1.36m - 13.9m]	
Standard size	60" screen 1.69m - 2.75m	60" screen 1.75m - 2.82m	60" screen 1.69m - 2.75m	
Brightness**				
White Light Output (Normal / Eco)	4,200lm / 2,730lm	4,200lm / 2,910lm	4,500lm / 3,120lm	5,000lm / 3,470lm
Colour Light Output	4,200lm		4,500lm	5,000lm
Contrast Ratio	3000:1			
Internal Speaker(s)				
Sound Output	Monaural: 10W x 1			
Keystone Correction				
Vertical / Horizontal	±30° / ±30° (Zoom: Tele) (Horizontal Keystone Adjuster)			
Auto Keystone Correction	Yes (Vertical)			
Connectivity				
Analog Input	D-Sub 15pin	2 (Blue)		
	Component	D-sub 15pin (Blue molding) x 2 (in common with Analog RGB connector)		
Digital Input	Composite	FCA (Yellow) x 1		
	HDMI	1		
Output Terminal	Display Port	1		
	D-Sub 15pin	1 (Black)		
Audio Input	Stereo Mini Jack	2		
Audio Output	Stereo Mini Jack	1		
Others	USB Type A	1 (for USB memory / ELPDC06 Document Camera)		
	USB Type B	1 (USB Display)		
Control I/O	RS-232C	D-sub 9pin x 1		
Network	Wired Lan	RJ45 x 1 (10/100Mbps)		
Operating Temperature	5°C - 35°C <41°F - 95°F> (20% - 80% humidity, unfreeze)			
Operating Altitude	0m - 2,286m <0ft - 7,500ft> (over 1,500m / 4,921ft: with High altitude mode)			
Direct Power On / Off	Yes			
Start-Up Period	8 seconds, Warm-up period: 30 seconds			
Cool Down Period	Instant off or 0 second			
Air Filter	Type	High Efficiency Filter		
	Maintenance Cycle	5,000h		
Power Supply Voltage	100 - 240 V AC ±10%, 50/60 Hz			
Power Consumption (220 - 240V)				
Lamp On (Normal / Eco)	299W / 212W		337W / 250W	
Standby (Network On / Off)	4.3W / 0.44W			
Dimension Excluding Feet (D X W X H)	271mm x 377mm x 93mm			
Weight	Approx. 8.3lbs / 3.7kg			
Fan Noise (Normal / Eco)	34dB / 26dB		37dB / 29dB	

Supplied accessories

Power Cord: 1.8m
 Computer Cable: 1.8 m D-sub 15pin (Male) - D-sub 15pin (Male)
 Remote Control: Compact type
 Battery: Manganese dry cell x 2
 Bundled Software: Projector Software Ver.1.20a (CD-ROM)
 Password Protect Sticker
 User's Manual Set

Optional accessories

Replacement Lamp: ELPJF74 (EB-1930)
 ELPJF75 (EB-1940W/EB-1950/EB-1960)

Air Filter Set: ELPJAF1
 Soft Carrying Case: ELPK565
 Ceiling Mount: ELPME23 (White Colour)
 Quick Wireless Connection USB Key: ELPJF09
 USB Document Camera: ELPDCC6

EB-1930/EB-1940W/EB-1950/EB-1960



©2014 Epson Singapore Pte Ltd. All Rights Reserved. Reproduction in part or in whole, without the written permission from Epson, is strictly prohibited.

EPSON and EXCEED YOUR VISION are registered trademarks of Seiko Epson Corporation.

All other product names and other company names used herein are for identification purposes only and are the trademarks or registered trademarks of their respective owners.

Epson disclaims any and all rights in those marks. Projected images shown herein are simulations. The actual product design and contents may vary. Specifications are subject to change without notice and may vary between countries. Please check with local Epson offices for more information.

Apple, iPad and iPhone are trademarks of Apple Inc., registered in the U.S. and other countries. App Store is a service mark of Apple Inc. Android is a trademark of Google Inc.

* Lamp life will vary depending upon mode selected, environmental conditions and usage. Lamp brightness decreases over time.

** Colour brightness (colour light output) and white brightness (white light output) will vary depending on usage conditions. Colour light output measured in accordance with IESM 15.4; white light output measured in accordance with ISO 21118.

MODEL NUMBER	EB-1935	EB-1945W	EB-1955	EB-1965
Projection Technology	RGB liquid crystal shutter projection system (SLCD)			
Specifications of Main Parts				
LCD	Size	0.63" with MLA	0.59" with MLA	0.63" with MLA
	Native Resolution	XGA	WXGA	XGA
Projection Lens	Type	Optical Zoom (Manual) / Focus (Manual)		
	F-Number	1.51 - 1.99		
	Focal Length	18.2mm - 29.2mm		
	Zoom Ratio	1 - 1.6		
	Throw Ratio	1.38 - 2.24 (Wide - Tele)		
	Lamp	Type	245W UHE	
	Life (Normal / Eco)*	2,500 hours / 4,000 hours		
Screen Size (Projected Distance)				
Zoom: Wide	30" - 300" [0.84m - 8.4m]	29" - 280" [0.84m - 8.4m]	30" - 300" [0.84m - 8.4m]	
Zoom: Tele	30" - 300" [1.36m - 13.9m]	29" - 280" [1.36m - 13.9m]	30" - 300" [1.36m - 13.9m]	
Standard size	60" screen 1.69m - 2.75m	60" screen 1.71m - 2.93m	60" screen 1.69m - 2.75m	
Brightness**				
White Light Output (Normal / Eco)	4,200lm / 2,730lm	4,200lm / 2,910lm	4,500lm / 3,120lm	5,000lm / 3,470lm
Colour Light Output	4,200lm		4,500lm	5,000lm
Contrast Ratio	3,000:1			
Internal Speaker(s)				
Sound Output	Monaural: 10W x 1			
Keystone Correction				
Vertical / Horizontal	±30° / ±30° (Zoom: Tele) (Button Type)			
Auto Keystone Correction	Yes			
Connectivity				
Analog Input	D-Sub 15pin	2 (Blue)		
	Component	D-sub 15pin (Blue molding) x 2 (in common with Analog RGB) connector)		
	Composite	FCA (Yellow) x 1		
Digital Input	HDMI	1		
	Display Port	1		
Output Terminal	D-Sub 15pin	1 (Black)		
Audio Input	Stereo Mini Jack	2		
Audio Output	Stereo Mini Jack	1		
Others	USB Type A	2 (for USB memory / ELPPC06 Document Camera)		
	USB Type B	1 (for USB Display)		
Control I/O	RS-232C	D-sub 9pin x 1		
Network	Wired LAN	RJ45 x 1 (10/100Mbps)		
	Wireless	Optional (ELPAP07)		
Wireless Specifications				
Supported Speed For Each Mode	IEEE 802.11b: 11 Mbps* IEEE 802.11g: 54 Mbps* IEEE 802.11n: 130 Mbps* * Maximum speed and range is achievable when used with same enhanced mode technology. Actual data rates, features and performance may vary depending on your computer system, the environment and other factors.			
Wireless LAN Security	Open Supported EAP type: WPA/WPA2-PSK, WPA/WPA2-EAP PEAP, PEAP-TLS, EAP-TLS, EAP-Fast, LEAP			
Operating Temperature	5°C - 35°C <41°F - 95°F> (20% - 80% humidity, unfrozen)			
Operating Altitude	0m - 2,286m <0ft - 7,500 ft> (over 1,500m / 4,921ft; with high altitude mode)			
Direct Power On / Off	Yes			
Start-Up Period	8 seconds, Warm-up period: 30 seconds			
Cool Down Period	Instant off or 0 second			
Air Filter	Type	High Efficiency Filter		
	Maintenance Cycle	5,000H		
Power Supply Voltage	100 - 240 V AC +/- 10%, 50/60 Hz			
Power Consumption (220 - 240V)				
Lamp On (Normal / Eco)	298W / 212W	337W / 250W		
Standby (Network On / Off)	3.8W / 0.44W			
Dimension Excluding Feet (D X W X H)	27mm x 377mm x 93mm			
Weight	Approx 8.5lbs / 3.9kg			
Fan Noise (Normal / Eco)	34dB / 26dB	37dB / 29dB		

Supplied accessories

- Power Cord: 1.8m
- Computer Cable: 1.8 m D-sub 15pin (Male) - D-sub 15pin (Male)
- Remote Control: Compact type
- Battery: Manganese dry cell x 2
- Bundled Software: Projector Software Ver.1.203 (CD-ROM)
- Password Protect Sticker
- User's Manual Set

Optional accessories

- Replacement Lamp: ELP_LP74 (EB-1935) ELP_LP75 (EB-1945W/EB-1955/EB-1965)
- Air Filter Set: ELRFW41
- Soft Carrying Case: ELFKS65
- Ceiling Mount: ELFM323 (White colour)
- Wireless LAN Unit: ELFPAP07
- Quick Wireless Connection USB Key: ELRFAP09
- USB Document Camera: ELPOCC06

EB-1905/EB-1945W/EB-1955/EB-1965



©2014 Epson Singapore Pte Ltd. All Rights Reserved. Reproduction in part or in whole, without the written permission from Epson, is strictly prohibited.

EPSON and EXCEED YOUR VISION are registered trademarks of Seiko Epson Corporation.

All other product names and all other company names used herein are for identification purposes only and are the trademarks or registered trademarks of their respective owners.

Epson disclaims any and all rights in those marks. Projected images shown herein are simulations. The actual product design and contents may vary. Specifications are subject to change without notice and may vary between countries. Please check with local Epson offices for more information.

Apple, iPad and iPhone are trademarks of Apple Inc., registered in the U.S. and other countries. App Store is a service mark of Apple Inc. Android is a trademark of Google Inc.

* Lamp life will vary depending upon mode selected, environmental conditions and usage. Lamp brightness decreases over time.

** Colour brightness (colour light output) and white brightness (white light output) will vary depending on usage conditions. Colour light output measured in accordance with IESM 15.4; white light output measured in accordance with ISO 21118.