



Model Number	WF-C5290	WF-C5790
Printer Type	Print	Print, Scan, Copy, Fax with ADF
Printing	PrecisionCore Printhead 400 x 2 nozzles each colour (Black, Cyan, Magenta, Yellow)	
Printing Technology	Bi-directional printing, Uni-directional printing	
Nozzle Configuration	4800 x 1200 dpi (with Variable-Sized Droplet Technology)	
Print Direction	3.8 pl	
Maximum Resolution	Up to 34ppm / 34ppm	
Minimum Ink Droplet Volume	Up to 24ipm / 24ipm	
Print Speed ¹	Up to 15ipm / 15ipm	
Draft Text - Memo, A4 (Black/Colour ²)	ESC/P-R	
ISO 24734, A4 Simplex (Black/Colour)	PCL5c, PCL6, Compatible with PostScript Level 3, PDF (ver1.7)	
ISO 24734, A4 Duplex (Black/Colour)	Up to 45,000 pages	
Printer Language	Yes (up to A4)	
Emulation		
Maximum Monthly Duty Cycle ²		
Automatic 2-sided Printing		
Copying		
Copy Speed		
ISO 29183, A4 (Black/Colour, Simplex)	N/A	Up to 22ipm / 22ipm
ISO 24735, A4 (Black/Colour, 1:1)	N/A	Up to 22ipm / 22ipm
ISO 24735, A4 (Black/Colour, 1:2, 2:2)	N/A	Up to 14ipm / 14ipm
Copy Quality	Text, Text & Image, Text & Image (Best), Photo	
Maximum Copies from Standalone	999 copies	
Reduction / Enlargement	25 - 400%, Auto Fit Function	
Maximum Copy Resolution	600 x 1200 dpi	
Maximum Copy Size	A4, Letter	
Copy Paper Size (Flatbed)	Letter, A4, B5, A5, B6, A6, 16K, 13 x 18 cm, 16:9, 10 x 15 cm, #10, DL, C4, C6	
Scanning		
Scanner Type	Flatbed colour image scanner	
Sensor Type	CIS	
Optical Resolution	1200 x 2400 dpi	
Maximum Scan Area	216 x 297 mm (8.5" x 11.7")	
Scanner Bit Depth		
Colour	48-bit input, 24-bit output	
Greyscale	16-bit input, 8-bit output	
Black & white	16-bit input, 1-bit output	
Scan Speed (Flatbed / ADF (Simplex) / ADF (Duplex))		
Monochrome 200dpi	N/A	5.0sec / 24ppm / 8.0ipm
Colour 200dpi	N/A	5.0sec / 24ppm / 8.0ipm
Fax Function		
Type of Fax	Walk-up Black-and-white and Colour Fax Capability	
Receive Memory / Page Memory	6MB, Up to 550 pages (ITU-T No.1 chart)	
Error Correction Mode	ITU Group3 Fax with Error Correction Mode	
Fax Speed (Data Transfer Rate)	Up to 33.6kbps, Approx. 3sec/page	
Fax Resolution	Up to 200 x 200 dpi	
Transmission Paper Size		
Flatbed	A5, B5(JIS), Letter, A4	
ADF	Letter, A4, Legal, A5, B5, 8.5" x 13"	
Receiving Paper Size	A5, B5(JIS), Letter, A4, Legal, 8.5" x 13"	
Speed Dial / Group Dial	Up to 200 numbers, 199 groups	
Fax Features	PC Fax (Transmission / Receive), Address Book, Delay Send, Transmit Reservation (50 case), Broadcast Fax (Mono Only)	
ADF Function		
Support Paper Thickness	64 - 95 g/m ²	
Paper Capacity	50 pages (80g/m ²)	
Card Slot/ USB Host Function		
USB Host	USB Host (Scan to memory device / Storage function)	
Type of Direct Printing	USB Memory	
Paper Handling		
Paper Feed Method	Friction feed	
Number of Paper Trays	2 (Front 1, Rear 1)	
Paper Hold Capacity		
Input Capacity	Cassette 1: 250 sheets (80g/m ²), 50 sheets Premium Glossy Photo Paper	
Output Capacity	Rear Slot: 80 sheets (80g/m ²)	
Paper Size	150 sheets (80g/m ²), 20 sheets Premium Glossy Photo Paper	
Maximum Paper Size (Rear Tray)	8.5 x 13", Legal, Letter, A4, Executive, B5, A5, A6, B6, 5 x 7", 16:9 wide, 4 x 6", Envelopes: #10, DL, C6, C4	
Print Margin	215.9 x 6,000 mm (8.5 x 236.2")	
Interface		
USB	USB 2.0	
Network	Ethernet, Wi-Fi IEEE 802.11b/g/n, Wi-Fi Direct, NFC	
Network Protocol	TCP/IP v4, TCP/IP v6, LPD, IPP, PORT9100, WSD	
Network Management Protocols	SNMP, HTTP, DHCP, BOOTP, APIPA, PING, DDNS, mDNS, SNTIP, SLP, WSD, LLTD	
Security Functions	Panel Admin Mode, IP Address Filtering, Limit Access Function, PIN No. Certification, LDAP Address Book, IP Address Filtering, Panel Admin Mode	
Mobile and Cloud Printing		
Epson Connect	Epson iPrint, Epson Email Print, Remote Print Driver, Scan to Cloud	
Other Mobile Solutions	Apple AirPrint, Google Cloud Print, Mopria Print Service	
Control Panel		
LCD Screen	2.4" TFT Colour LCD 4.3" TFT Colour Touch LCD	
Printer Software		
Operating System Compatibility	Windows XP / Vista / 7 / 8 / 8.1 / 10, Windows Server 2003 / 2008 / 2012 / 2016, Mac OS X 10.6.8 or later	
Electrical Specifications		
Rated Voltage	AC 220 - 240 V	
Rated Frequency	50 - 60 Hz	
Typical Electricity Consumption (TEC) Value	0.2kWh	
Power Consumption		
Operating	22W	25W
Standby	7.0W	12W
Sleep	1.2W	1.5W
Power Off	0.2W	0.2W
Noise Level		
PC Printing / Plain Paper Default ³	6.8B(A), 55dB(A)	6.8B(A), 54dB(A)
Consumables		
Standard Black	Page Yield ⁴	Order Code
Standard Cyan	3,000	C13T948100
Standard Magenta	3,000 (Composite Yield)	C13T948200
Standard Yellow		C13T948300
XL Black		C13T948400
Maintenance Box	10,000	C13T950100
Options		
500 Sheets Optional Cassette Unit	-	Order Code C12C932871


Dimensions & Weight
WF-C5290
Weight: 15.3kg / 33.7lb



WF-C5790
Weight: 18.7kg / 41.2lb



¹ Print speed (Pages Per Minute) is calculated when printed on A4 plain paper in the fastest mode. Print speed may vary depending on the system configuration, print mode, document complexity, software, type of paper used and connectivity. Print speed does not include processing time on host computer.



² The maximum number of printed pages per month based on the performance capabilities of the printer, including ISO rated print speeds and paper handling capabilities.

³ Default mode in accordance with ISO7779 for MFPs

⁴ In accordance with ISO 24711/24712. Actual yields will vary considerably for reasons including images printed, print settings, temperature and humidity. Yields may be lower when printing infrequently or predominantly with one ink colour. A variable amount of ink remains in the cartridges after the "replace cartridge" signal. Part of the ink from the first cartridges is used for priming the printer. Ink is used for both printing and print head maintenance. All inks are used for both black and colour printing.

© 2020 PT Epson Indonesia. All Rights Reserved. Reproduction in part or in whole, without the written permission from Epson, is strictly prohibited. EPSON and EXCEED YOUR VISION are registered trademarks of Seiko Epson Corporation. All other products names and other company names used herein are for identification purposes only and are the trademarks or registered trademarks of their respective owners. Epson disclaims any and all rights in those marks. Print samples shown are simulations only. Specifications and product availability are subject to change without notice and may vary between countries. Please check with local Epson offices for more information.

Apple, iPad and iPhone are trademarks of Apple Inc., registered in the U.S. and other countries. App Store is a service mark of Apple Inc.


Android is a trademark of Google Inc.

Dealer's Stamp

Information correct at time of printing
 Printed January 2020



Enjoy low-cost, reliable printing with Epson WorkForce Pro WF-C5290 and WF-C5790 business printers. Delivering fast print speeds of up to 24ipm with a first page-out time of just 4.8 seconds, these printers are built to handle the most demanding print jobs. With a range of printing and connectivity features, this printer series is the ideal solution for small workgroups that require hassle-free, low-maintenance and productive-boosting printing.



IT'S IN THE DETAILS.

With PrecisionCore™ printhead technology, Epson WorkForce Pro WF-C5290/WF-C5790 excels with speed, quality and reliability.

PrecisionCore Printhead Technology

Experience enhanced speed, reliability and quality on every print with PrecisionCore technology.

Innovative Replaceable Ink System

Keep budgets low with Epson's Replaceable Ink Pack System (RIPS), which delivers high print volumes at low running costs.

Built For The Environment

Extremely low power consumption and less replacement parts compared to laser printers mean a greater positive impact on the environment.



Fast, reliable and cost efficient, Epson WorkForce Pro business printers deliver outstanding print performance to edge out laser competitors. With an innovative print system and a wide range of connectivity features, the WF-C5290 and WF-C5790 are the printers you need for your everyday business.

PrecisionCore Printhead Technology

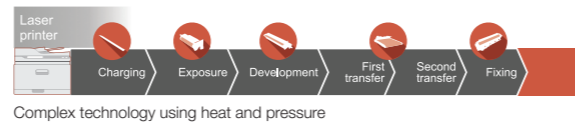
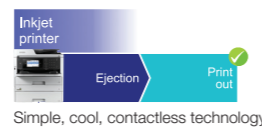
PRECISIONCORE PrecisionCore builds on Epson's longstanding reputation for output quality, at the speeds and reliability required for commercial and industrial printing.

This revolutionary technology enables the WF-C5290 and WF-C5790 to print at blazing default print speeds of up to 24ipm and a first page-out time of just 4.8 seconds. What's more, each print chip is capable of generating up to 40 million precise dots per second to deliver fast printing speeds and excellent output quality.

With advanced built-in Nozzle Verification Technology, the monitoring of nozzle health and print quality adjustments are done automatically without interruption, even during printing. Productivity is further enhanced with a reliable maximum monthly duty cycle of 45,000 pages.



PrecisionCore Print Chip



Innovative Replaceable Ink System

Convenience is a top priority. That's why Epson's Replaceable Ink Pack System (RIPS) is designed for easy, hassle-free ink replacements. With each standard ink pack giving you up to 3,000 pages in black or colour and the option to purchase XL black ink pack that prints up to 10,000 pages, you minimise the downtime needed to replace the inks and enjoy greater cost savings.

In addition, Epson's DURABrite™ Ultra ink delivers laser-like quality prints that are water- and smudge-resistant.



Up to 10,000 pages (BK)
 Up to 3,000 pages (Y, M, C)
 Up to 3,000 pages (composite yield)

Enjoy greater cost-savings with these high-volume ink packs



Designed for easy replacement of ink packs

Built for the Environment

Energy Saving

Demonstrating Epson's ongoing commitment to cut the environmental impact of printing, the new WorkForce Pros are low-power units that use fewer supplies and much less energy than comparable laser models – reducing environmental impact without compromising on output.

Both Epson WF-C5290 and WF-C5790 have remarkably low TEC values of just 0.2kWh. What's more, power consumption during standard operation is kept at a minimum with the WF-C5290 using only 22W and the WF-C5790 at 25W. These are significantly lower than laser copiers/printers. And unlike conventional laser copiers/printers, they use no heat and are more environmentally friendly.

Superior Productivity



Automatic Duplex Printing and Scanning

Both printers support automatic duplex printing of up to 15ipm for A4, reducing paper wastage. The duplex ADF unit (up to 50 sheets) equipped on the WF-C5790 enables convenient scanning and copying of multi-page documents.



Versatile Paper Handling

Both printers can be upgraded with an additional paper cassette to support up to 830 sheets input capacity. Paper of different sizes can be placed in the different cassettes for automatic selection. The rear tray enables the use of special media such as photo media.



USB Host Function

The WF-C5790 comes with a USB port for printing, scanning and saving faxes directly using the memory devices.



LCD Screen

Experience easy set-up and PC-less operation with a 2.4" colour LCD screen on the WF-C5290 and 4.3" colour touch screen on the WF-C5790.

Versatile Connectivity

Network Connectivity and Standalone Capability

Equipped with Ethernet, Wi-Fi, RJ-11 fax (WF-C5790), Wi-Fi Direct, NFC and USB 2.0, these printers are perfect for office environments. What's more, Wi-Fi Direct acts as an access point, allowing up to four devices to connect directly to the printer at a time.



Epson Connect Enabled

Wirelessly print your documents from anywhere in the world with Epson Connect's wide range of features:

- **Epson iPrint** – Print from and scan directly to your smart device or online cloud storage services.
- **Epson Email Print** – Print to any Email Print-enabled Epson printer from any device or PC with email access.
- **Remote Print Driver** – Print to a compatible Epson printer anywhere in the world via the Internet using a PC with Remote Print driver or from mobile devices via the Epson iPrint app.
- **Scan to Cloud (WF-C5790 only)** – Share your scans through email or store them online in cloud storage services.

Other mobile solutions:

- **Apple® AirPrint™**
- **Google Cloud Print™**
- **Mopria™ Print Service**

Advanced Workflow Solutions

Get the most out of your printers with an extensive range of software solutions.

Fleet Management



Epson Device Admin

A free software that allows you to control, analyse and manage your printer fleet centrally from one intuitive interface, designed to increase productivity and reduce costs.

Print Management



Epson Print Admin

A server-based solution that creates a secured centralised printing, scanning and copying environment through user-authentication. Advanced reporting functions can help organisations reduce printing costs and run Managed Print Programmes.

Document Management



Document Capture Pro*

Easily scan, view, edit, save and transfer scanned documents. The software optically recognises barcodes, characters and blank pages in scanned documents to separate them into different folders. It allows you to create up to 30 customised job settings, making multiple scan jobs a breeze.

*Document Capture Pro (Windows), Document Capture (Mac OS X)



Document Capture Pro Server

The WF-C5790 is compatible with Document Capture Pro Server, making it easy to seamlessly and locally manage documents. Document Capture

Pro integrates into document management and cloud storage systems, enabling you to capture, enhance, edit and distribute scanned documents effectively throughout your business.

Integration with Third-party Solutions

Epson Open Platform

Gain complete control of your printing operations via a range of third-party solutions that enable you to adapt the WorkForce Pro printers to meet specific and changing business requirements with solutions for print and document management.

Robust Security Features

Secured Printing with PIN Release

Print confidential documents by setting a PIN to a print job for release on the printer panel.

IP Address Filter

Secure your documents by preventing unauthorised devices from connecting to the printer.

Panel Admin Mode

Set a password to access and change administrator settings for the printer. This prevents unauthorised users from changing the printer settings.

Limited Access Function (WF-C5790 only)

Reduce risk of information leaks by limiting the access to functions for up to 10 user accounts.

LDAP Address Book (WF-C5790 only)

Prevent information leaks by using the address book registered in the LDAP server to accurately select recipient E-mail addresses.