


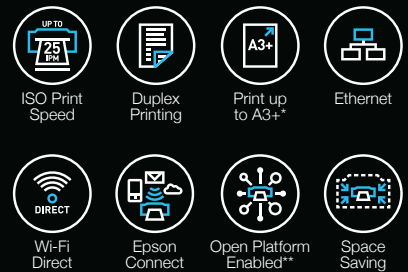
INK TANK SYSTEM PRINTERS
ECOTANK L15160/L15180/M15180

EPSON
EXCEED YOUR VISION

FLEXIBILITY FOR BETTER BUSINESS PRINT MANAGEMENT.



Get fully flexible and customisable print solutions for your business with the Epson L15160 and L15180 EcoTank colour printers, and the M15180 EcoTank monochrome printer. Powered by Heat-Free Technology, these printers increase productivity with ultra-high page yield and consistent fast speed printing of up to 25 ipm. Printouts are sharp, crisp and water resistant from our 4-colour pigment ink which is suitable for business printing. Secure the access of your devices through authentication and apply printing control to reduce cost of printing.**



IT'S IN THE DETAILS.

ecotank



Built for Business

Improve productivity with ultra-high page yield and consistent fast print speed of up to 25 ipm, delivering prints of impeccable quality from our 4-colour pigment ink.

Open Platform Enabled**

Manage your printers with Epson Print Admin or integrate with compatible third party print management solutions.

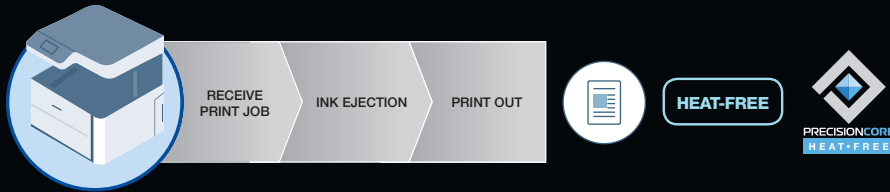
Heat-Free Technology

Enjoy high speed quality printing at lower power consumption with Epson PrecisionCore Heat-Free Technology.

* For simplex only. **Applicable to L15180 and M15180 only.

Switch to Epson Heat-Free Printers to Enjoy Unrivalled Benefits

EPSON ECOTANK PRINTER



LASER PRINTER



Save time with consistent high speed printing

No heat is required to warm up, allowing the printer to print immediately with 5.5secs of first print out time. Consistent high speed printing of up to 25 pages per minute which increases productivity in workspaces.



Less power consumption saves energy and money

With no fuser unit to heat, our printers help to reduce energy consumption compared to laser printers, resulting in cost savings for electricity bills.



Fewer replacement parts, lower environmental impact

Uses fewer replacement parts than laser printers. As our printhead is not a consumable, it greatly reduces impact on the environment.



Less intervention increases productivity

With fewer parts to replace and printheads that last longer, the amount of intervention is decreased, providing improved reliability and reduced downtime.

Advanced Workflow Solutions

Stay competitive with solutions that can drive your business forward. Our Advanced Workflow Solutions is designed to help you get the most out of our business printers.

EPSON SOLUTIONS



PRINT AND SCAN MANAGEMENT**

Epson Print Admin

- A server-based solution that creates secured centralised printing, scanning and copying environment through user authentication.
- Helps organisations reduce printing cost and manage print programmes.

Epson Open Platform

- A platform to gain complete control of your printing operations via a range of third party solutions.
- L15180 and M15180 models are adaptable to meet specific and changing business requirements with solutions for print and document management.



DOCUMENT MANAGEMENT

Epson ScanSmart

- Simple scanning of workflow from the "Scan and Save" operation.
- Simple setup and interface.
- Edit documents easily before output.
- Automatic image processing.
- Create searchable PDF documents with built-in OCR capability.
- Versatile output capability.
- Stitch large documents into a single page.
- Perform simple photo corrections.
- Allow scanning from the printer panel.



FLEET MANAGEMENT

Epson Device Admin

- A free software that allows you to control, analyse and manage your printer fleet centrally from one intuitive interface.
- Increase productivity.
- Reduce cost.

Epson Remote Services (ERS)

- A secure cloud-based Device Management System of registered Epson printers for service partners and end users.
- Service partners are automatically notified of any errors, which can then be resolved accurately, faster.
- Access detailed insights and receive periodic reports on the status and consumable levels of your devices anywhere.

**Applicable to L15180 and M15180 only.

Connectivity Features

Network Connectivity and Standalone Capability

Equipped with Ethernet, Wi-Fi, RJ-11 fax, Wi-Fi Direct and USB 2.0, the printer is perfect for office environments. In addition, Wi-Fi Direct acts as an access point, allowing up to eight devices to connect to the printer at a time.



Epson Connect Enabled

Wirelessly print your documents from anywhere in the world with Epson Connect's wide range of features:

Epson Smart Panel

Control your printer remotely using a mobile device.

Epson iPrint

Print from and scan directly to your smart device or online cloud storage services.

Epson Email Print

Print to any Email Print-enabled Epson printer from any device or PC with email access.

Remote Print Driver

Print to a compatible Epson printer anywhere in the world via the Internet using a PC with Remote Print driver or from mobile devices via the Epson iPrint app.

Scan to Cloud

Share your scans through email or store them online in cloud storage services.

Other mobile solutions:

Apple® AirPrint™

Mopria™ Print Service

For more information on Epson Connect, please visit <http://www.epson.com.sg/connect>

Robust Security Features

Secured Printing with PIN Release

Print confidential documents by setting a PIN to a print job for release on the printer panel.

IP Address Filter

Secure your documents by preventing unauthorised devices from connecting to the printer.

Panel Admin Mode

Set a password to access and change administrator settings for the printer. This prevents unauthorised users from changing the printer settings.

Limited Access Function

Reduce risk of information leaks by limiting the access to functions for up to 10 user accounts.

LDAP Address Book

Prevent information leaks by using the address book registered in the LDAP server to accurately select recipient's email addresses.

Low Running Cost

Enjoy excellent cost savings with water- and smudge-resistant pigment ink that allows for higher yields while producing business quality prints.



Consumables

Black Ink Bottle
Cyan Ink Bottle
Magenta Ink Bottle
Yellow Ink Bottle
Maintenance Box

Page Yield*

7,500 pages
6,000 pages (Composite Yield)

Order Code

008
008
008
008
C12C934591

Options

Epson Print Admin
(Only for L15180 & M15180)

Order Code

7110574

* In accordance with ISO 24711/24712. Actual yields will vary considerably for reasons including images printed, print settings, temperature and humidity. Yields may be lower when printing infrequently or predominantly with one ink colour. A variable amount of ink remains in the cartridges after the "replace cartridge" signal. Part of the ink from the first cartridges is used for priming the printer. Ink is used for both printing and print head maintenance. All inks are used for both black and colour printing.

SPECIFICATIONS

Product Name	L15160	L15180	M15180	
Printer Type	Print, Scan, Copy and Fax with ADF		Print, Scan and Copy with ADF	
Printing				
Printing Technology	PrecisionCore Printhead			
Nozzle Configuration	800 x 1 nozzles each (Black, Cyan, Magenta, Yellow)		800 x 1 nozzles each (Black)	
Print Direction	Bi-directional printing			
Maximum Resolution	4800 x 1200 dpi		4800 x 2400 dpi	
Minimum Ink Droplet Volume	3.8 pl			
Print Speed ¹	Draft Text - Memo, A4 (Black ¹ / Colour ²) Up to 32 ppm / 32 ppm Simplex: Up to 25 ipm / 25 ipm Duplex: Up to 21 ipm / 21 ipm ISO 24734, A4 (Black / Colour) Simplex: Up to 13.5 ipm / 13.5 ipm Duplex: Up to 10 ipm / 10 ipm First Page Out Time A4 (Black / Colour) Simplex: Up to 5.5 sec / 5.5 sec Duplex: Up to 11.0 sec / 11.5 sec Photo Default ² - 10 x 15 cm / 4 x 6" ³ (Border / Borderless) Approx. 26 sec per photo / 27 sec per photo		Up to 32 ppm Simplex: Up to 25 ipm Duplex Up to 16 ipm Simplex: Up to 13.5 ipm Duplex Up to 10 ipm Simplex: Up to 5.5 sec Duplex: Up to 11.0 sec -	
Printer Language	ESC/P-R			
Emulation	-	PCL5 / PCL6 / PostScript3 / PDF (ver1.7)		
Automatic 2-sided printing	Yes (up to A3)			
Copying				
Copy Speed	ISO 29183, A4 (Black / Colour), Flatbed Simplex: Up to 23 ipm / 23 ipm ISO 24735, A4 (Black / Colour), ADF Simplex: Up to 22.5 ipm / 22.5 ipm Duplex: Up to 19 ipm / 19 ipm		Simplex: Up to 23 ipm Simplex: Up to 22.5 ipm Duplex: Up to 15.5 ipm	
Maximum Copies from Standalone	999 copies			
Reduction / Enlargement	25 - 400%, Auto Fit Function			
Maximum Copy Resolution	600 x 600 dpi			
Maximum Copy Size	A3			
Scanning				
Scanner Type	Flatbed colour image scanner			
Sensor Type	CIS			
Optical Resolution	1200 x 2400 dpi			
Maximum Scan Area	297 x 431.8 mm			
Scan Features	Scan to Memory Device, Scan to Network Folder / FTP, Scan to Email, Scan to Computer (Epson ScanSmart), Scan to Computer (WSD)			
Colour	48-bit input, 24-bit output			
Grayscale	16-bit input, 8-bit output			
Black & White	16-bit input, 1-bit output			
Scanner Bit Depth				
Scan Speed (Flatbed / ADF (Simplex) / ADF (Duplex))	Monochrome 200dpi Flatbed: 5 sec, ADF (Simplex / Duplex): Up to 26.0 ipm / 11.5 ipm Colour 200dpi Flatbed: 10 sec, ADF (Simplex / Duplex): Up to 9.0 ipm / 6.0 ipm			
Fax Function				
Type of Fax	Walk-up black-and-white and colour fax capability		-	
Receive Memory / Page Memory	6MB, Up to 550 pages (ITU-T No.1 chart)		-	
Error Correction Mode	ITU-T T.30		-	
Fax Speed (Data Transfer Rate)	Up to 33.6 kbps, Approx. 3 sec/page		-	
Fax Resolution	Up to 200 x 200 dpi		-	
Transmission Paper Size			-	
Flatbed	A5, A4, A3, B5, B4, Half Letter, Letter, Legal, 11 x 17"		-	
ADF	A5, A4, A3, B5, B4, Half Letter, Letter, Legal, 11 x 17"		-	
Receiving Paper Size	Half Letter, A5, B5, A4, Letter, Legal, B4, 11 x 17", A3, A3+		-	
Speed Dial / Group Dial	Up to 200 numbers, 199 groups		-	
Fax Features	PC Fax (Transmission / Receive), Automatic Redial, Address Book, Transmit Reservation, Broadcast Fax (Mono only), Polling Reception, Fax Preview, Fax to E-mail, Memory Reception, Fax to Folder, Automatic 2-sided Fax		-	
ADF Function				
Support Paper Thickness	64-95 g/m ²			
Paper Capacity	50 pages (80 g/m ²)			
Card Slot / USB Host Function				
USB Host	USB Host (Scan to memory device / Storage function)			
Direct Print Paper Size	A6, A5, A4, A3, A3+, B6, B5, B4, 10 x 15 cm, 16:9 wide, 13 x 18 cm, #10, DL, C6, C4, 16K, Indian-Legal, Letter, 8.5 x 13", Legal, 8K			
Supported Formats (Direct Print)	JPEG, TIFF JPEG, TIFF, PDF			
Paper Handling				
Paper Feed Method	Friction feed			
Number of Paper Trays	3 (Front 2, Rear 1)			
Paper Hold Capacity				
Input Capacity	Cassette 1: 250 sheets (80 g/m ²), 50 sheets of Premium Glossy Photo Paper Cassette 2: 250 sheets (80 g/m ²) Rear Tray: 50 sheets (80 g/m ²), 20 sheets of Premium Glossy Photo Paper		Cassette 1: 250 sheets (80 g/m ²) Cassette 2: 250 sheets (80 g/m ²) Rear Tray: 50 sheets (80 g/m ²)	
Output Capacity	125 sheets (80 g/m ²), 20 sheets of Premium Glossy Photo Paper			
Paper Size	A6, A5, A4, B6, B5, Half Letter, Executive, 16K, Indian-Legal, Letter, 8.5 x 13", Legal 8.5 x 14" (216 x 356 mm), 4 x 6", 5 x 7", 8 x 10", 16:9 wide, Envelopes #10, DL, C6, C4			
Maximum Paper Size	215.9 x 600.0 mm (8.5 x 236.2")			
Print Margin	0 mm top, left, right, bottom via custom settings in printer driver (except plain paper) ³			
Interface				
USB	USB 2.0			
Network	Ethernet, Wi-Fi IEEE 802.11b/g/n, Wi-Fi Direct (8 connections)			
Network Protocol	TCP/IPv4, TCP/IPv6, LPD, IPP, PORT9100, WSD			
Network Management Protocols	SNMP, HTTP, DHCP, BOOTP, APIPA, PING, DDNS, mDNS, SMTP, SLP, WSD, LLTD			
Security Functions	Limit Access Function, PIN No. Certification, LDAP Address Book, IP Address Filtering, Panel Admin Mode			
Epson Open Platform	-	Yes		
Mobile and Cloud Printing				
Epson Connect	Epson Smart Panel, Epson iPrint, Epson Email Print, Remote Print Driver, Scan to Cloud			
Other Mobile Solutions	Apple AirPrint, Mopria Print Service			
Control Panel				
LCD Screen	4.3" TFT Colour Touch LCD			
Printer Software				
Software Support	Epson ScanSmart (Win / Mac)			
Operating System Compatibility	Windows XP / Vista / 7 / 8 / 8.1 / 10 Windows Server 2003 / 2008 / 2012 / 2016 / 2019 Mac OS X 10.6.8 or later			
Electrical Specifications				
Rated Voltage	AC 220 - 240 V			
Rated Frequency	50 - 60 Hz			
Power Consumption				
Operating	18 W	20 W	21 W	
Standby	9.7 W	10.3 W	9.9 W	
Sleep	0.9 W	0.9 W	0.8 W	
Power Off	0.2 W	0.2 W	0.2 W	
Typical Electricity Consumption (TEC) Number	0.15 kWh	0.15 kWh	0.14 kWh	
Noise Level				
PC Printing / Colour	6.7B(A), 52dB(A)		-	
PC Printing / Black	6.7B(A), 52dB(A)		6.7B(A), 52dB(A)	

Dimensions & Weight

L15160/L15180

Weight: 21.0 kg



M15180

Weight: 20.2 kg



¹ Print speed (Pages Per Minute) is calculated when printed on A4 plain paper in the fastest mode, 10 x 15 cm photo print speed when printed on Epson Premium Glossy Photo Paper. Print speed may vary depending on system configuration, print mode, document complexity, software, type of paper used and connectivity. Print speed does not include processing time on host computer.



² When printed on Epson Premium Glossy Photo Paper.

³ Default mode in accordance with ISO7779 for MFPs.

© 2021 Epson Singapore Pte Ltd. All Rights Reserved. Reproduction in part or in whole, without the written permission from Epson, is strictly prohibited. EPSON and EXCEED YOUR VISION are registered trademarks of Seiko Epson Corporation. All other products names and other company names used herein are for identification purposes only and are the trademarks or registered trademarks of their respective owners. Epson disclaims any and all rights in those marks. Print samples shown are simulations only. Specifications and product availability are subject to change without notice and may vary between countries. Please check with local Epson offices for more information.

Apple, iPad and iPhone are trademarks of Apple Inc., registered in the U.S. and other countries. App Store is a service mark of Apple Inc.

Android is a trademark of Google Inc.

Information correct as at August 2021

Epson (Thailand) Co., Ltd.

1 Empire Tower, 42nd Floor
South Sathorn Road, Yan Nawa, Sathon, Bangkok 10120

Contact Us

✉ : support@eth.epson.co.th
📍 : Epson Thailand
☎ : 02-460-9699

Follow Us

Facebook, Twitter, YouTube, LinkedIn, EpsonThailand

More Details

