

SPECIFICATIONS

Product Name	DS-800WN		DS-900WN
SKU Code	B11B275502		B11B276502
Scanner			
Scanner Type	A4 sheet-fed, one-pass duplex colour scanner		
Sensor Type	Contact Image Sensor (CIS) x 2		
Scanning Method	Fixed carriage and moving document		
Light Source	RGB LED x 2		
Optical Resolution*1	600 x 600 dpi		
Output Resolution	50 - 1,200 dpi (in 1 dpi increments)		
Bit Depth			
Colour	30-bit input, 24-bit output		
Grayscale	10-bit input, 8-bit output		
Black & White	10-bit input, 1-bit output		
Document Size			
Minimum	50.8 x 50.8 mm		
Maximum	215.9 x 6,096 mm		
Supported Paper Weight	27 - 413 g/m², Less than A8 size: 127 - 413 g/m²		
ADF Capacity	100 sheets (80 g/m²)		
Daily Scan Volume	Up to 8,000 sheets / day Up to 11,000 sheets / day		
Multi-feed Detection	Ultrasonic Sensor and Length Detection		
Interface	USB 3.2 Gen 1, Ethernet (1000BASE-T/100BASE-TX/10BASE-T), Wi-Fi (IEEE 802.11 b/g/n), Wi-Fi Direct (max 8 connections), USB 2.0 Host Computer (Document Capture Pro), Network Folder/FTP, Email, USB Drive, Cloud (Epson Connect), Computer (WSD)		
Scan-to Destinations			
USB Host Function			
Type of Devices	Memory Devices		
Function	Scan to Memory Device		
File Format	JPEG, TIFF, Multi-TIFF, PDF, PDF/A		
Scanning Speed*2			
Resolution (A4, Colour/Monochrome)			
300 dpi	50 ppm / 100 ipm	70 ppm / 140 ipm	
600 dpi	21 ppm / 42 ipm	21 ppm / 42 ipm	
Drivers and Software			
Supported OS (Scanner Driver)	Windows 7 / 8 / 8.1 / 10 / 11, Server 2008 / 2012 / 2016 / 2019 / 2022		
Windows	Mac OS X 10.9 or later, macOS 11 or later		
Mac	Apple AirPrint, Mopria Scan, Chrome OS		
Driverless Solutions	TWAIN, SANE, WIA, ICA, ISIS		
Driver Compatibility	Epson Scan 2		
Bundled Software	ISIS Driver (Web Download)		
	Epson Scan OCR Component		
	Epson Scan PDF Extensions		
	Document Capture Pro (Windows) / Document Capture (Mac)		
Software Solutions Compatibility	Epson Open Platform		
	Epson Print Admin		
	Epson Print Admin - Advanced Workflows		
	Epson Print Admin Serverless		
	Epson Device Admin		
	Epson Remote Services		
	Epson Smart Panel (iOS / Android)		
File Format	Epson Scan 2: JPEG, TIFF, Multi-TIFF, PDF, Searchable PDF, BMP³, PNG		
	Document Capture Pro: JPEG, JPEG2000³, BMP³, PDF, Searchable PDF, TIFF, Multi-TIFF³, PNG, DOCX, XLSX, PPTX³		
Control Panel			
LCD Screen	4.3" LCD Touchscreen		
Electrical Specifications			
Rated Voltage	AC 100 - 240 V		
Rated Frequency	50 - 60 Hz		
Power Consumption			
Operating	18 W (USB), 19 W (Wi-Fi/Ethernet) 19 W (USB/Wi-Fi), 20 W (Ethernet)		
Ready Mode	5.6 W (USB), 5.8 W (Wi-Fi), 6.1 W (Ethernet)		
Sleep Mode	1.2 W (USB/Ethernet), 1.4 W (Wi-Fi)		
Power Off	0.1 W		
Environmental Conditions			
Temperature			
Operating	5 - 35 °C		
Storage	-25 - 60 °C		
Humidity			
Operating	15 - 80 % (No condensation)		
Storage	15 - 85 % (No condensation)		
Options & Consumables			
Roller Assembly Kit	Durability	Order Code	
Carrier Sheet	200,000 scans	B12B819711	
Paper Alignment Plate	3,000 scans	B12B819051	
Cleaning Kit	-	B12B819691	
	-	B12B819291	

*1 Scanning resolution as defined by ISO14473.

*2 Based on A4 size documents.

*3 For Windows version only.

Dimensions & Weight

DS-800WN

Weight: 3.7 kg (8.2 lb)



DS-900WN

Weight: 3.7 kg (8.2 lb)



What's in the box:

- Scanner Main unit
- USB 3.0 Cable
- AC Adapter
- Power Cable
- Setup Guide
- Warranty Card
- Paper Alignment Plate (DS-900WN only)

©2025 Epson Singapore Pte Ltd. All Rights Reserved. Reproduction in part or in whole, without the written permission from Epson, is strictly prohibited.

EPSON is a registered trademark of Seiko Epson Corporation.

All other product and company names used herein are for identification purposes only and are the trademarks or registered trademarks of their respective owners.

Epson disclaims any and all rights in those marks. Projected images shown herein are simulations. The actual product design and contents may vary. Specifications are subject to change without notice and may vary between countries. Please check with local Epson offices for more information.

Dealer's Stamp

Information correct at time of printing.
Printed July 2025

A4 DOCUMENT SCANNER
WORKFORCE DS-800WN/DS-900WN


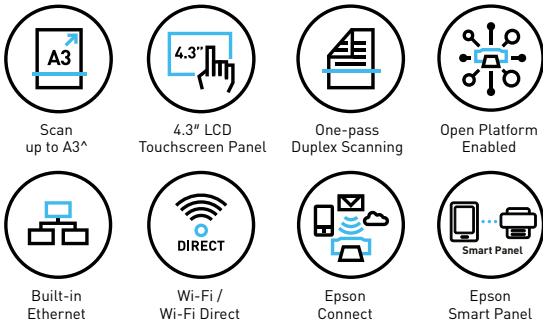


OPEN UP NEW
POSSIBILITIES WITH
MULTI-PLATFORM
INTEGRATION.



Boost workflow efficiency with Epson's Open Platform Integration.

The new and compact Epson WorkForce DS-800WN and DS-900WN deliver a higher level of efficiency and versatility to boost productivity. With the innovative Open Platform feature, you can seamlessly integrate third-party applications, enhancing your workflow with tailored solutions. Additionally, impressive speeds up to 70ppm* and built-in Ethernet connectivity allow you to easily share your files through the 4.3" LCD Touchscreen panel with customised settings. Experience unparalleled performance and adaptability for your business needs.



Find out more at www.epson.com.sg/scanner



Epson Singapore Pte Ltd 438B Alexandra Road, Block B Alexandra Technopark, #04-01/04, Singapore 119968. Tel: (65) 6586-5500
Epson Authorised Service Centre 6 Harper Road, #04-01 Leong Huat Building, Singapore 369674. Epson Helpdesk: 800-120-5564. Please refer to www.epson.com.sg/contact for opening hours.

Efficient Scanning

The DS-800WN/DS-900WN delivers high scan speeds of up to 50ppm/70ppm and an ADF capacity of 100 sheets, allowing you to scan larger volumes easily.

Epson Open Platform

Enables seamless integration with third-party applications, offering flexibility and customisation to adapt to evolving business needs and IT systems.

Reliable Media Protection

Ultrasonic double feed detection and advanced paper protection mechanisms ensure reliable scanning, safeguarding your original media from damage and maintaining document integrity.

* For DS-900WN. ^ Using carrier sheet by folding in half.

Greener System Solutions with Smart Integration

The WorkForce DS-800WN/DS-900WN is a compact A4 sheet-fed scanner designed to enhance business scanning efficiency with seamless IT integration via Epson Open Platform.

Up to 30% recycled plastic* is used to produce the main unit to provide businesses with a greener solution without compromising performance.

*The usage ratio of recycled plastic is subject to change depending on the availability of raw materials. Ratio of recycled materials weight / total plastic weight mainly used for exterior parts.

Efficient Scanning Solutions

Fast and Compact Scanning

Designed to fit seamlessly into any office space, these compact yet powerful scanners deliver scan speeds of up to 70 ppm and feature an Automatic Document Feeder (ADF) with a capacity of up to 100 pages.



Built-in Connectivity

The DS-800WN/DS-900WN is equipped with built-in Ethernet and Wi-Fi connectivity, making it easy to share the scanner in a multi-user environment. It also acts as an access point, enabling up to eight Wi-Fi devices to connect directly.



PC-less Operation

Scan-to functions allow simplify the scanning workflow by allowing users to scan documents directly to Network folders, Email, USB and Cloud. Using the large 4.3" touchscreen, users can operate the scanner more conveniently without the use of local PC.



Versatile Media Handling

Handling mixed media has never been easier with the DS-800WN/DS-900WN, with the ability to support wide range of media types such as plastic cards, receipts and long paper. Paper weights ranging from 27 gsm to 413 gsm, and documents up to 6,096 mm in length are supported.



User-friendly and Reliable Operation

Ultrasonic Double Feed Detection

The scanner's ultrasonic sensor detects if multiple sheets are fed at once. If a double feed occurs, the scanner stops and alerts the user to adjust the documents before resuming. This feature ensures all documents are scanned and improve work efficiency.



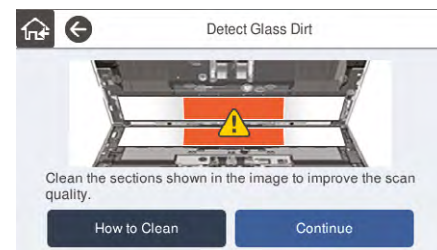
Paper Protection

Upon detection of abnormal paper feeding, stapled or folded paper, scanner will automatically stop to prevent damage to important documents.



Image Sensor Glass Dirt Detection

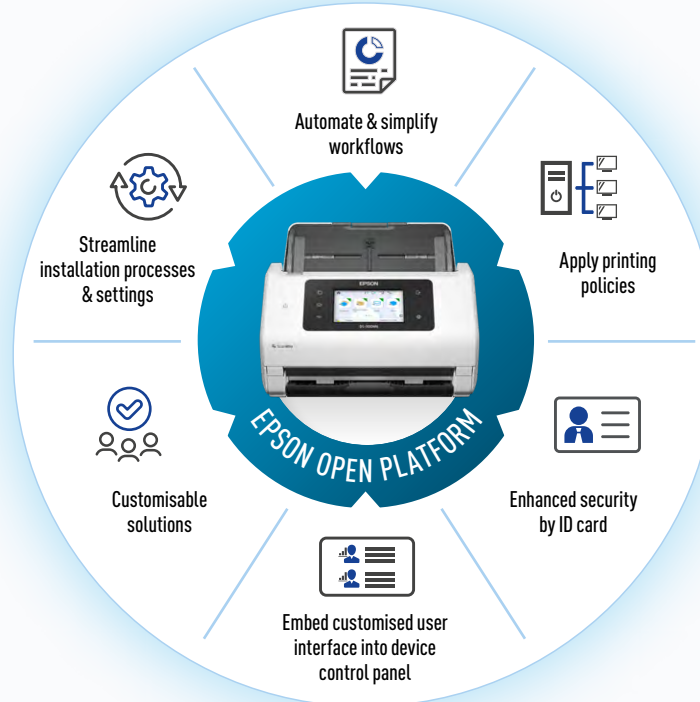
Reduce the inconvenience to rescan due to poor image quality by alerting the user to clean the glass surface upon detection of dirt or dust inside the scanner.



Seamless System Integration with Epson Open Platform (EOP)

Epson Open Platform (EOP) transforms Epson's scanners and printers into flexible and customisable devices, adapting to customer's workflow.

EOP-compliant devices offer complete control over printing, customisable interfaces, workflow management, and enhanced security. EOP allows independent software vendors (ISVs) to create tailored solutions by embedding their user interface into the device control panel.



Compatible with Third-party Software Solutions

Epson Open Platform is compatible with a range of third-party software solutions for print management and document processing.



Developing with Epson Open Platform

Software vendors can develop their solutions with Epson Open Platform API using HTML, CSS and JavaScript to integrate Epson devices into their software solutions.

Please contact your local Epson sales office if you wish to integrate Epson products into your solutions with Epson Open Platform.

Supports Wide Range of Epson Products

Embed your single solution across a wide range of Epson products with minimal development required.



Compatible Software Solutions

Document Management

Document Capture Pro Limited functionality for Mac version of Document Capture

Automate your workflow at the touch of a button. Convert documents into searchable PDF files or editable Office documents with its built-in OCR capability. Documents can be named and sorted into different folders conveniently by detecting barcodes, text characters and other methods. You can also capture data from a document with index function. The user can select up to 10 areas each by OCR or OBR and export a data file for further processing.



Centralised Solutions

Epson Print Admin

A server-based solution that creates a secured centralised printing and scanning environment through user authentication. Release print jobs and distribute document automatically based on the user's account information. Expand the capabilities of document distribution with Epson Print Admin - Advanced Workflows*. Convert documents into Searchable PDF with built-in OCR and automate processes by various job separation methods.



Epson Print Admin Serverless

Create a secure environment by authentication without the need to install a server. Register up to 300 user IDs in the device and conveniently distribute documents by email or to folder based on each user account information.



Fleet Management

Epson Device Admin

Setup, manage, and deploy a fleet of Epson devices effortlessly. Ensure maximum uptime, productivity and cost savings with automatic alerts and reporting capabilities. All device information can be accessed via a single application.



Epson Remote Services

A cloud-based system designed for remote monitoring and managing devices from any location through the internet. It provides accurate information of the device, allowing issues to be resolved without on-site visits, effectively improve device uptime in your customer's premises.



*Epson Print Admin - Advanced Workflows is a paid add-on feature.