

SPECIFICATIONS

Model Number	DS-C330	
SKU Code	B11B272501	
Scanner	A4 sheet-fed, one-pass duplex colour scanner	
Scanner Type	Colour Contact Image Sensor (CIS) x 2	
Sensor Type	Fixed carriage and moving document	
Scanning Method	RGB LED x 2	
Light Source	600 x 600 dpi	
Optical Resolution *1	50 - 1,200 dpi (in 1 dpi increments)	
Output Resolution	30-bit input, 24-bit output	
Bit Depth	10-bit input, 8-bit output	
	10-bit input, 1-bit output	
Document Size		
Minimum	50.8 x 50.8 mm	
Maximum	215.9 x 3,048 mm	
Supported Paper Weight		
Vertical Path	40 - 127 g/m ² , Less than A6 size: 40 - 209 g/m ²	
Straight Path	40 - 413 g/m ²	
ADF Capacity	20 sheets (80 g/m ²)	
Daily Scan Volume	Up to 5,000 sheets / day	
Multi-Feed Detection	Length Detection	
Interface	USB 2.0	
Scanning Speed *2		
Resolution (Colour/Monochrome)	30 ppm / 60 ipm	
300 dpi	5 ppm / 10 ipm	
600 dpi		
Drivers and Software		
Supported OS (Scanner Driver)	Windows 7 / 8 / 8.1 / 10 / 11, Server 2008 / 2012 / 2016 / 2019 / 2022	
Windows	Mac OS X 10.9 or later	
Mac	TWAIN, SANE, WIA, ICA, ISIS	
Driver Compatibility	Epson Scan 2	
Bundled Software	ISIS Driver (Web Download)	
	Epson Scan OCR Component	
	Epson Scan OCR Component Pro	
	Epson Scan PDF Extensions	
	Document Capture Pro (Windows)	
Software Solutions Compatibility	Document Capture (Mac)	
	Epson Device Admin	
File Format	Epson Scan 2:	
	JPEG, TIFF, Multi-TIFF, PDF, Searchable PDF, BMP ³ , PNG	
	Document Capture Pro (Win):	
	JPEG, JPEG2000, BMP, PDF, Searchable PDF, TIFF, Multi-TIFF, PNG, DOCX, XLSX, PPTX	
Electrical Specifications		
Rated Voltage	AC 220 - 240 V	
Rated Frequency	50 - 60 Hz	
Power Consumption		
Operating	Approx. 10 W	
Ready Mode	Approx. 3.3 W	
Sleep Mode	Approx. 1.0 W	
Power Off	Approx. 0.1 W	
Environmental Conditions		
Temperature		
Operating	5 - 35 °C	
Storage	-25 - 60 °C	
Humidity		
Operating	15 - 80 % (No Condensation)	
Storage	15 - 85 % (No Condensation)	
Options & Consumables	Durability	Order Code
Roller Assembly Kit	50,000 scans	B12B819731
Carrier Sheet	3,000 scans	B12B819051
Passport Carrier Sheet	3,000 scans	B12B819651
Cleaning Kit	-	B12B819291

*1 Scanning resolution as defined by ISO14473.

*2 Based on A4 size documents.

*3 In Windows version only.

Dimensions & Weight

DS-C330

Weight: 1.8 kg (4.0 lb)



What's in the box:

- Scanner Main Unit
- USB 2.0 Type A-C Cable
- AC Adapter
- Power Cable
- Supplement Sheet
- Warranty Card
- Setup Guide

©2023 Epson Singapore Pte Ltd. All Rights Reserved. Reproduction in part or in whole, without the written permission from Epson, is strictly prohibited.

EPSON is a registered trademark of Seiko Epson Corporation.

All other product and company names used herein are for identification purposes only and are the trademarks or registered trademarks of their respective owners.

Epson disclaims any and all rights in those marks. Projected images shown herein are simulations. The actual product design and contents may vary. Specifications are subject to change without notice and may vary between countries. Please check with local Epson offices for more information.

Dealer's Stamp

Information correct at time of printing.
Printed August 2023

SCANNER WORKFORCE DS-C330

EPSON

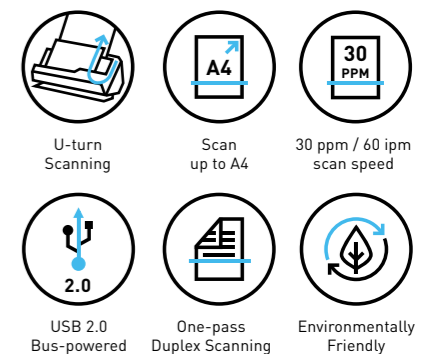
ULTRA-COMPACT A4 SCANNER FOR MAXIMUM DESK EFFICIENCY.



Compact A4 scanner with a small footprint and versatile media handling.

The Epson WorkForce DS-C330 A4 document scanner boasts a small footprint, versatile media handling, and efficient scan speed. Thanks to its vertical path position, paper can be scanned even in narrow workspaces due to its compact footprint. Additionally, the scanner features paper protection technology to ensure the preservation of original documents. Engineered with sustainability in mind, up to 34%* of recycled plastic is used to produce the main unit.

Visit epson.com.sg/scanners for more information.



Fast and Efficient Scanning

Enhance productivity with fast scanning speeds of up to 30 ppm / 60 ipm, with daily duty cycle of 5,000 sheets and an ADF capacity of 20 sheets.

Compact Solution

Perfect scanner for limited space with the ability to scan paper in the vertical path position, without adding to the device's footprint.

Highly Versatile

Effortlessly scan various media types, including envelopes, PL cards, long paper, and even passports with a carrier sheet.

*The usage ratio of recycled plastic is subject to change depending on the availability of raw materials.

Find out more at www.epson.com.sg/scanners



Epson Singapore Pte Ltd 438B Alexandra Road, Block B Alexandra Technopark, #04-01/04, Singapore 119968. Tel: (65) 6586-5500
Epson Customer Care Center 100G Pasir Panjang Road, #01-09 Interlocal Centre, Singapore 118523. Epson Helpdesk: 800 120 5564. Please refer to www.epson.com.sg/contact for opening hours.

The Epson WorkForce DS-C330 document scanner is a compact desktop solution suitable for both individuals and businesses. Its versatile scanning capabilities cater to various types of media and documents. Additionally, the scanner features a convenient USB connection, ensuring easy and reliable connectivity for seamless scanning operations.

Fast and Efficient

The DS-C330 enables duplex scanning at speeds of up to 30 ppm / 60 ipm, significantly enhancing office productivity. It is also equipped with a 20-sheet ADF, which offers convenient scanning capabilities.



Ultra-Compact

The DS-C330 is a lightweight scanner with a handle grip at the back for easy carrying, ensuring convenient portability. The scanner also comes with a cable management tray to keep cables organised and avoid workspace clutter.



Versatile Scanning

The DS-C330 effortlessly handle long documents, boasting a maximum scan size of 215.9 x 3,048 mm. Additionally, the scanner can scan documents weighing up to 127 gsm for vertical scanning and 413 gsm for straight path scan, including fragile, torn, folded papers using a carrier sheet. They are also equipped to scan passports using a passport carrier sheet.

By utilising the unique path position selector, users can seamlessly switch between the vertical and straight path modes.

Vertical Path Scan

The vertical path scan feature allows for effortless scanning in narrow spaces and efficient document handling. This makes it particularly suitable for settings with limited desk space, such as hospital front desks, hotel receptions, and similar environments.

Straight Path Scan

The straight path scan feature allows you to easily scan thick documents such as passports, plastic cards, and envelopes, making it a versatile scanning solution.

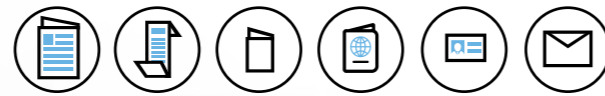
Types of supported media



Up to A4 Receipt Postcard* Business Card

*Postcard with thickness of more than 190g/m² need to be scanned in the straight path position.

Types of supported media



B4-A3* Long Paper Passbook* Passport* Card Envelope

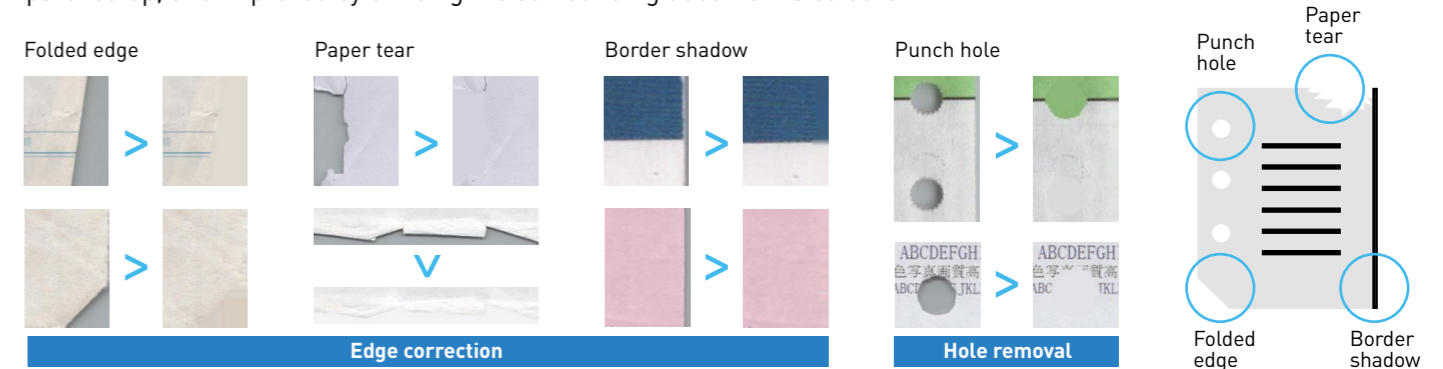
*Require carrier sheet. *Require passport carrier sheet.



Software Enhancements

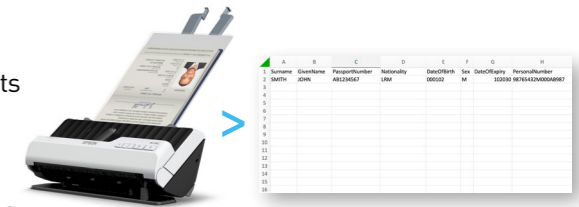
Epson Scan 2

Document edges such as folds, tears, border shadows and punch holes in original documents can be easily scanned, patched up, and improved by utilising the surrounding document's colours.



Document Capture Pro*

Simplify your scanning workflow and automate your scanning tasks for processing or send documents to cloud storage services. Convert documents into Searchable PDF files or editable Office documents with built-in OCR capability. Documents can be named and sorted into different folders conveniently by detecting barcodes, text characters and various methods. You can also capture text and barcode information from documents including Machine Readable Zone (MRZ) of travel documents.



*Limited functionality for Mac version of Document Capture.

User-Friendly Features

Reliable Scanning

The kit includes a robust user-replaceable assembly roller, designed for a high daily duty cycle of 5,000 sheets.

Double Feed Length Detection

This function signals the scanner to automatically stop when it detects that multiple document sheets have been fed at the same time.

Automatic Feeding Mode

The Automatic Feeding Mode enables large volumes of documents to be scanned continuously.

Paper Protection Function

To safeguard important documents, the scanner is equipped with a feature that automatically suspends scanning if it detects excessive pressure on the rollers or if the document becomes skewed, therefore effectively preventing staples from causing any damages.



Glass Dirt Detection

The DS-C330 also feature advanced dirt detection technology taken from our established range of A4 sheet-fed scanners that alerts users when and where the scanner glass needs to be cleaned.



Epson Device Admin

Epson Device Admin allows you to manage, monitor and configure your Epson device fleet effortlessly. Compatible with a large range of networked printers and scanners, all information can be easily viewed via one smart, intuitive interface.

Lower Environmental Impact

The main body of the scanner is made from up to 34% recycled plastics, while not compromising on the compact size and performance of the scanner. This makes it an environmentally friendly choice for businesses.

*The usage ratio of recycled plastic is subject to change depending on the availability of raw materials.

