

MODEL NUMBER	DS-6500	DS-7500
<b>Flatbed Specifications</b>		
Type	A4 flatbed colour image scanner	
Scanning Method	Fixed document and moving carriage	
Optical Sensor	4-line colour CCD	
Light Source	White LED	
Optical Resolution	1200 dpi x 1200 dpi	
Output Resolution <sup>1</sup>	50 dpi - 4800 dpi (1 dpi increments), 7200 dpi, 9600 dpi	
Max. Document Size	215.9mm x 297mm	
Flatbed Scanning Speed <sup>2</sup>		
<b>Resolution</b>	<b>Colour (24-bit)</b>	<b>Line Speed</b>
300 dpi	8.0 sec or less	0.600 msec/line
600 dpi	22 sec or less	1.690 msec/line
	<b>Grey (8-bit)</b>	<b>Line Speed</b>
	8.0 sec or less	0.600 msec/line
	22 sec or less	1.690 msec/line
	<b>Mono (1-bit)</b>	<b>Line Speed</b>
	8.0 sec or less	0.600 msec/line
	22 sec or less	1.690 msec/line
<b>ADF Specifications</b>		
Type	A4 sheet-fed , one-pass duplex scanner	
Scanning Method	Fixed carriage and moving document	
Optical Sensor	4-line colour CCD	
Light Source	White LED	
Optical Resolution	600 dpi x 600 dpi	
Output Resolution <sup>1</sup>	50 - 1200 dpi (in 1 dpi increments)	
Document Size	Min: 100mm x 148mm. Max: 215.9mm x 1016mm	
Document Thickness		
All Sizes	50 gsm - 128 gsm	
< A6	60 gsm - 190 gsm	
Load Orientation	Face up, load from top	
Input Tray Capacity	100 sheets (80 gsm)	
ADF Scanning Speed		
<b>Resolution</b>	<b>Colour (24-bit)</b>	<b>Grey (8-bit)</b>
	<b>Simplex/Duplex</b>	<b>Simplex/Duplex</b>
200 dpi	25/50	25/50
300 dpi	25/50	25/50
600 dpi	4/8	6/12
Daily Duty Cycle	3,000 pages	
Multi-Feed Detection	Ultrasonic sensor	
	<b>Colour (24-bit)</b>	<b>Grey (8-bit)</b>
	<b>Simplex/Duplex</b>	<b>Simplex/Duplex</b>
	40/80	40/80
	40/80	40/80
	8/13	8/16
	4,000 pages	
<b>Interface</b>		
Standard	USB 2.0	
Network	Ethernet (with optional network interface panel)	
<b>Drivers and Software</b>		
Supported OS (Scanner Driver)		
Windows	Windows XP SP3 / Vista / 7 / 8 / 8.1 / 10 / Server 2003 / 2008 / 2012 / 2016 / 2019	
Mac	Mac OS X 10.6.8 or later	
<b>Electrical Specifications</b>		
Rated Voltage	AC 100-240V	
Rated Frequency	50-60 Hz	
<b>Power Consumption</b>		
Operating	Approx. 44.5W	
Standby	Approx. 12.0W	
Sleep	Approx. 1.6W	
Power Off	Approx. 0.4W	
<b>Options</b>		
Roller Assembly Kit	<b>Order Code</b> B12B813481	
Network Interface Panel (2.2" LCD panel)	B12B808411	

**Dimensions & weight**

**DS-6500**

**Weight:** 9.8kg (21.6lb)



**DS-7500**

**Weight:** 9.8kg (21.6lb)



<sup>\*1</sup> Scanning resolution as defined by ISO14473.

<sup>\*2</sup> Scanning Speed Data Patterns

The thumbnail image below shows the scanning pattern used to determine scanning specifications.



1  
Line Art (MEMO)

© 2019 Epson Singapore Pte Ltd. All Rights Reserved. Reproduction in part or in whole, without the written permission from Epson, is strictly prohibited. EPSON and EXCEED YOUR VISION are registered trademarks of Seiko Epson Corporation. All other products names and other company names used herein are for identification purposes only and are the trademarks or registered trademarks of their respective owners. Epson disclaims any and all rights in those marks. Print samples shown are simulations only. Specifications and product availability are subject to change without notice and may vary between countries. Please check with local Epson offices for more information.

Dealer's Stamp


**YOUR IDEAL, HIGH VOLUME  
 A4 SCANNING SOLUTION.**



Epson's series of A4 WorkForce scanners deliver greater productivity and reliability with a built-in 100-sheet ADF, high daily scan volumes of 3,000 pages for DS-6500 and 4,000 pages for DS-7500 as well as ideal scanning speeds of up to 40ppm/80ipm. Bundled with Epson's Document Capture Pro software which offers Scan-to-Print, Scan-to-Cloud, email and FTP, document management becomes a breeze.



WorkForce DS-6500  
 25ppm/50ipm



WorkForce DS-7500  
 40ppm/80ipm

-   
Scan up to A4
-   
Speed up to 80 ipm
-   
OCR
-   
Ethernet
-   
Power Savings

**IT'S IN THE DETAILS.**

**High Speed Duplex Scanning**

Double-sided documents scanned at one-pass, at speeds of up to 50ipm for DS-6500 and 80ipm for DS-7500.

**Reliable Performance with Convenient ADF**

100-sheet capacity ADF with ultrasonic sensor to prevent double-feeding, and settings for Standard or Thin Paper scanning.

**Optional Network Support**

With this option, users can scan directly to their PC through the network.



WorkForce DS-6500 (50ipm) and DS-7500 (80ipm) stand ready to deliver blazing fast performance with utmost reliability. Both models feature convenient 100-sheet capacity ADFs for speedy duplex scanning in one pass while flatbed platens offer added flexibility for scanning books and odd-shaped documents.



### High Speed Duplex Scanning

DS-6500 and DS-7500 scan with impressive speed in both simplex and duplex modes, resulting in significant improvement in office productivity.

**Scanning speed:**

**DS-6500:** 25 ppm (simplex), 50 ipm (1-pass duplex)

**DS-7500:** 40 ppm (simplex), 80 ipm (1-pass duplex)



### Reliable Performance with Convenient ADF

High-capacity 100-sheet ADF readily accepts a wide variety of standard or thin paper documents\*. It is fitted with an ultrasonic sensor which prevents double-feeding and alerts users in the event of a mis-feed.



\* Paper Document Size < A6 = 60-190gsm; All other sizes = 50-128gsm

## Optional Network Support

With the optional network interface panel, scanners can be shared amongst a work group without the need for USB connections. Users can easily select a desired PC within the network via the Document Capture Pro application installed on a Client or Server PC.



Easy navigation of job settings with LCD panel on network interface panel.

## High Durability and Endurance

WorkForce scanners are designed to support the needs of busy offices and workgroups. Choose the DS-6500 for its high daily duty cycle of 3,000 pages, or go with the DS-7500 for its higher rating of 4,000 pages per day.

## Easy File Management

### Document Capture Software\*




**Document  
Capture  
PRO**

Epson document scanners come bundled with document management software that allows you to easily manage your scanned files.

Easily scan, view, edit, save and transfer scanned documents. The software optically recognises barcodes, characters and blank pages in scanned documents to separate them into different folders. It allows you to create up to 30 customised job settings, making multiple scan jobs a breeze.

The software also provides quick access to post-scan destinations, including scan-to-print, email, Windows® Public Folder, FTP, Web Folder, and Scan-to-Cloud services such as Microsoft® SharePoint Server, Evernote®, Google® Drive™ and SugarSync®.

\* Document Capture Pro (Windows), Document Capture (Mac OS X)



## Saves Time, Money and the Environment

DS-6500 and DS-7500 are equipped with energy-saving LED light sources that require zero warm-up time. The result is instantly responsive scanning with lower power consumption. Both models have a power-saving sleep mode that reduces energy consumption even further.

## Fast and Flexible Flatbed Scanning

The flatbed scanner lets you scan books, bound documents and even small objects quickly and easily.

### High Quality and High Speed

With its high-resolution 1200 dpi CCD sensor, images, graphics and text are captured with amazing clarity and accuracy. Fast scanning speeds at 300dpi deliver quicker results over other scanners in its class.

## Powerful and Comprehensive Features of Epson Scan 2

### Text Enhancement

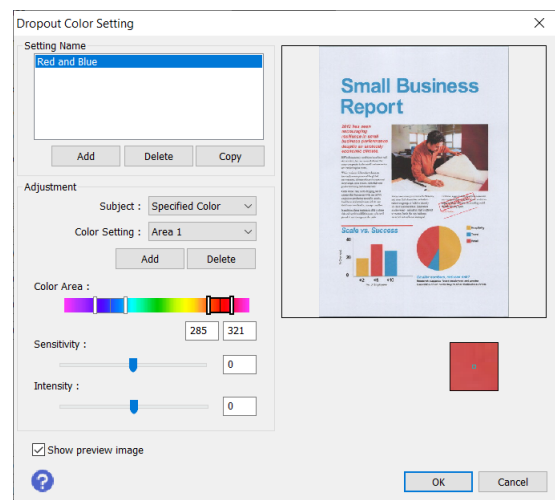
Improves text recognition when scanning text documents, whether in colour, greyscale or black-and-white. Removes background for better clarity, which is especially useful for double-sided printed documents.

### Document Skew Correction

Automatically adjusts and straightens scanned images.

### Colour Enhancement & Colour Dropout

Remove or enhance the visibility of ink signatures such as "Confidential" and "Urgent" stamps. Users can pick one of the preset colours (red, green, blue, pink, purple, yellow, orange, or all colours except black), or use the customised settings to dropout or enhance up to 5 colours of your choice with a single scan. Up to 10 preset colours can be saved for reuse.



### PDF Features for Added Convenience

Built-in OCR function to create Searchable PDF files. Secure your PDF files by setting a password to prevent unauthorised viewing, editing or printing.

### PDF/A-1b (ISO) Compliant Files

Stores original font size and maintains scans as an original copy.

### Power Off Timer Setting

Save power consumption by programming the scanner to Power Off after being idle for a set time.