

**SPECIFICATIONS**  
**EB-U50/W50**

MODEL NUMBER		EB-U50	EB-W50
<b>Projection Technology</b>		RGB liquid crystal shutter projection system (3LCD)	
<b>Specifications of Main Parts</b>			
LCD	Size	0.67"	0.59"
	Native Resolution	WXGA (1920 x 1200)	WXGA (1280 x 800)
Lightsource	Type	200W UHE	
	Life (Normal / Eco)	10,000 / 17,000 hours	
Aspect Ratio		16:10	
<b>Projection Lens (Using Optional ELPLM15)</b>			
Type	Optical Zoom (Manual) / Focus (Manual)		
F-Number	1.50 - 1.71	1.49 - 1.72	
Focal Length	20.42 - 24.50 mm	16.90 - 20.28 mm	
Zoom Ratio	1 - 1.2		
Throw Ratio	1.38 - 1.68 (Wide to Tele)	1.30 - 1.56 (Wide to Tele)	
<b>Screen Size (Projected Distance)</b>	Tele: 30" to 300" [0.87 to 9.02 m]	Tele: 33" to 320" [0.91 to 9.07 m]	
	Wide: 30" to 300" [1.07 to 10.98 m]	Wide: 33" to 320" [1.10 to 10.89 m]	
<b>Brightness<sup>1</sup></b>			
White Light Output (Normal / Extended)	3,700 lm	3,800 lm	
Colour Light Output	3,700 lm	3,800 lm	
<b>Contrast Ratio</b>	16,000:1	20,000:1	
<b>Geometric Correction</b>			
Vertical / Horizontal Keystone	±30° / ±30° (Auto Vertical Keystone only)		
Quick Corner	Yes		
Arc	NA		
Curve Surface	NA		
Point Correction	NA		
Corner Wall	NA		
Geometry Correction Memory	NA		
<b>Connectivity</b>			
Analog Input	D-Sub 15Pin	2	
	5BNC	NA	
Digital Input	DVI-D	NA	
	HDMI	2	
Output Terminal	SDI	NA	
	HDBaseT	NA	
Audio Input	D-Sub 15Pin	1	
Audio Output	Stereo Mini Jack	2	
Others	USB Type A	1 (for USB Memory, USB Document Camera, Wireless LAN unit, Firmware Update)	
	USB Type B	1 (for USB Display, Control, Firmware Update)	
Control I/O	RS-232C	D-Sub 9pin x 1	
	Remote Control Input	NA	
Network	Wired LAN	RJ45 x 1	
	Wireless	Built-In	ELPAP10 (Optional)
<b>Wireless Specification</b>			
Supported Speed For Each Mode	IEEE 802.11b (2.4GHz): 11 Mbps <sup>2</sup> IEEE 802.11g (2.4GHz): 54 Mbps <sup>2</sup> IEEE 802.11n (2.4GHz): 130.0 Mbps <sup>2</sup>		
Wireless LAN Security	Quick Mode: OPEN, WPA2-PSK Advanced Mode: OPEN, WPA/WPA2-PSK, WPA/WPA2-EAP Supported EAP Type: PEAP, PEAP-TLS, EAP-TLS, EAP-Fast, LEAP		
<b>Operating Temperature</b> (Base on low altitude)			
Operating Altitude	5 - 40 °C <41 - 104 °F> [When environment temperature becomes high, the brightness becomes dark automatically]		
Direct Power On / Off	0 - 3,048 m <0 - 10,000 ft> (over 1,500m / 4,921ft : with high altitude mode)		
Start-Up Period	Yes		
Cool Down Period	Up to 6 seconds, Warm-up Period: 30 seconds		
Air Filter	Instant Off		
Type	High Efficiency Filter		
Maintenance Cycle (Normal / Eco)	10,000 / 20,000 hours <sup>3</sup>		
Power Supply Voltage	100 - 240 V AC ±10%, 50/60 Hz		
<b>Power Consumption (220 - 240V)</b>			
Lamp (Normal / Extended)	285W / 218W		
Standby (Network / Energy Saving)	2.0W / 0.3 W		
Dimension Excluding Feet (D X W X H)	248 x 364 x 87 mm		
Weight (Including Standard Lens)	Approx. 3.1 kg	Approx. 3.0 kg	
Fan Noise (Normal / Quiet)	37dB / 28dB		

<sup>1</sup> Colour brightness (colour light output) and white brightness (white light output) will vary depending on usage conditions. Colour light output measured in accordance with IDMS 15:4; white light output measured in accordance with ISO 21118.  
<sup>2</sup> Maximum speed and range is achievable when used with same enhanced mode technology. Actual data rates, features and performance may vary depending on your computer system, the environment and other factors.  
<sup>3</sup> When used in the general office environment (the amount of floating dust: 0.04 - 0.2 mg/m<sup>3</sup>). Based on the Epson's in-house test results.



**3LCD DIGITAL SIGNAGE PROJECTORS**  
**EB-W50/U50**



**Supplied Accessories**

- Power Cable
- VGA Cable
- Interface Cover
- Wireless LAN Cover\*
- Remote control with 2AA Battery
- User's Manual CDROM
- Quick Start Guide

**Optional Accessories**

- Air Filter: ELPAF59
- Wireless LAN Card: ELPAP10\*
- Spare Lamp: ELPLP97
- Ceiling Mount: ELPLMB23
- Ceiling mount: ELPMB60

\*Applicable to EB-W50 model only.

EB-U50 / W50



With Interface Cover



Without Interface Cover

©2019 Epson Singapore Pte Ltd. All Rights Reserved. Reproduction in part or in whole, without the written permission from Epson, is strictly prohibited.

EPSON and EXCEED YOUR VISION are registered trademarks of Seiko Epson Corporation.

All other product names and other company names used herein are for identification purposes only and are the trademarks or registered trademarks of their respective owners.

Epson disclaims any and all rights in those marks. Projected images shown herein are simulations. The actual product design and contents may vary. Specifications are subject to change without notice and may vary between countries. Please check with local Epson offices for more information.

Apple, iPad and iPhone are trademarks of Apple Inc., registered in the U.S. and other countries. App Store is a service mark of Apple Inc.

Android is a trademark of Google Inc.

Dealer's Stamp

Information correct at time of printing.  
Printed September 2019



**WEAVING MESMERISING STORIES THROUGH PROJECTIONS.**

Redefine retail digital solutions with vivid images and enhance the customer experience with Epson's EB-W50/U50 projector. With advanced network security and the ability to content share on multiple devices simultaneously, these highly affordable projectors are the best projector for retail, corporate, and educational usage.

- 17,000 Hours Lamp Life in Eco Mode
- USB Direct Playback
- Split Screen
- Auto Vertical Keystone
- Dust Resistant Design
- Environmentally Friendly



Epson EB-U50/W50



**IT'S IN THE DETAILS.**

3LCD technology that delivers quality projected images and reliable performance.

**Captivating Images**

Let the pictures do the talking. Enhance your shop appearance or tell a story behind your products and services through an engaging projection.

**Cost-saving & Affordable**

Keeping costs low with 10,000<sup>1</sup> maintenance-free hours in normal mode and 17,000<sup>1</sup> hours in ECO mode.

**Heightened Network Security**

Protect your data with enhanced security connectivity that makes wireless content sharing safe and secured.

<sup>1</sup> 10,000 hours is the estimated lamp life when used in Normal Mode. 17,000 hours is the estimated lamp life when used in ECO Mode. Actual lamp life will vary depending on mode selected, environment conditions and usage. Lamp brightness decreases over time. The lamp comes with a 90-day limited warranty.

Sales Enquiries  
800 120 5564

Facebook EpsonSEA Instagram @EpsonSEA Twitter @EpsonSEA YouTube EpsonSoutheastAsia LinkedIn Epson Southeast Asia

For latest specifications, visit [www.epson.com.sg/projectors](http://www.epson.com.sg/projectors) or call +65 800 120 5564.



### Stunning Long Lamp Life



Up to **17,000 hours** in ECO Mode.

# Built to Please

## Endless Possibilities

The Epson EB-W50/U50 projector offers a modest yet modern design and the latest technology that provides you with fresh solutions for your needs. Ideal for demanding retail spaces, corporate, and education spaces where performance and security are vital.



Leveraging on Epson's 3LCD technology, the EB-W50/U50 projector brings vivid wide-screen images to life. With an enhanced wireless security technology\*, it allows confidential content sharing of up to 50 devices. Coupling with powerful sounds through an in-built speaker and topped with a long-life lamp to cut down on needs of maintenance, the affordable projector is built to please the needs from retail vendors, corporate clients, and educational institutions.



# Ultimate Retail Experience

## Enhance Your Brand's Presence




Your retail space becomes a new canvas of limitless possibilities with the Epson EB-W50/U50 projector. Enhance your customers' retail experience through engaging stories with vivid pictures.

Combining illumination with projection, the Epson EB-W50/U50 projector turns any surfaces into customisable digital advertising spaces, enticing your customers into a new retail world.

Giving you the freedom to create animated displays, providing a deeper story to your audience, and ultimately enticing them to make the purchase.

### Unique features for retail spaces:



#### Ultra bright, vivid color

Up to 3,800 lumens color/white brightness<sup>1</sup>; advanced 3-chip, 3LCD technology.



#### Ultra long-life lamp

Up to a 10,000-hour lamp life in Normal Mode; up to 17,000 hours in ECO Mode<sup>2</sup>.



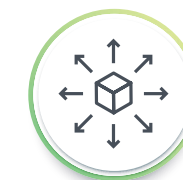
#### Ultra brilliant wide-screen

Up to WUXGA resolution (1920 x 1200).



#### Easy maintenance and remarkable dust resistance

Up to 10,000-hour<sup>3</sup> filter cycle (20,000 hours in ECO Mode).



#### Simple "out of the box" setup and positioning flexibility

1.2x optical zoom, +/- 30 degrees horizontal and vertical keystone correction.



#### Versatile connectivity

2x HDMI<sup>®</sup> supports multiple high-definition A/V devices.



<sup>1</sup> Color brightness (color light output) and white brightness (white light output) will vary depending on usage conditions. Color light output measured in accordance with IDMS 15.4; white light output measured in accordance with ISO 21118.

<sup>2</sup> 10,000 hours is the estimated lamp life when used in Normal Mode. 16,000 hours is the estimated lamp life when used in ECO Mode. Actual lamp life will vary depending on mode selected, environment conditions and usage. Lamp brightness decreases over time. The lamp comes with a 90-day limited warranty.

<sup>3</sup> 10,000 hours is the estimated life of the air filter when the projector is used in Normal Mode in an ordinary environment. Actual hours may vary depending on mode and usage environment.





## Design to impress regardless of space

Enhance your brand's awareness with EB-W50/U50 projector's vivid images. Reach beyond your shop's furnishings and differentiate your branding through a digital signage projection that can change according to your needs. Create a talking point in your presentation, animate your products' information, and achieve maximum exposure for your brand with the EB-W50/U50's patented 3LCD technology.

### Retail




- Create a welcoming storefront
- Provide a deeper story behind the products
- Customised your brand's promotional information

### Café / Restaurant / Bar



- Enhance the dining experience
- Easy updating of virtual menus

### Event / Entertainment



- Immersive experience for attendees
- Boost customer engagement
- Provides vibrant images to enhance the event

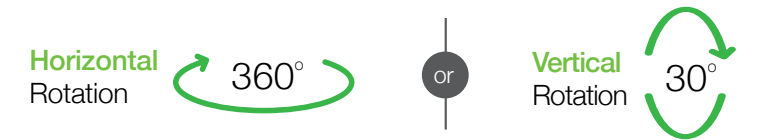
### Public Spaces



- Enrich customers' experience with informative signage
- Customisable decorations according to seasons and holidays

## Flexible installation options

The EB-W50/U50 projector offers a variety of flexible installation options. It can be mounted directly onto the ceiling, or conveniently on a tabletop. For ceiling projection, the projector enables you to project from any angle through 360° horizontal and 30° vertical.



### Ceiling Projection

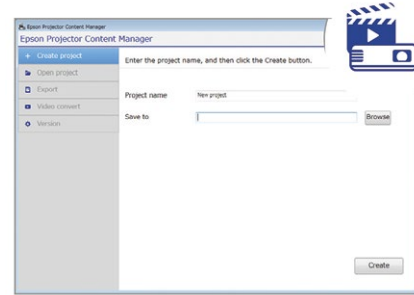


### Desktop Projection



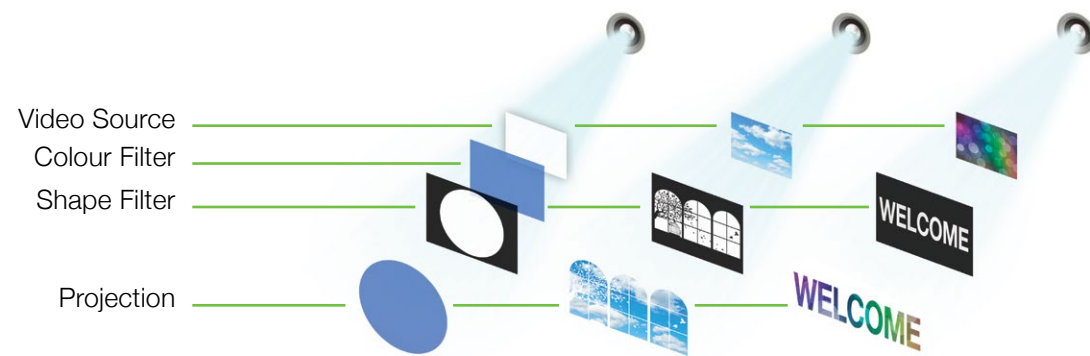
## DIY Contents with Content Manager

Enjoy a wide range of controls, including scheduling and editing playlists, converting movie formats, managing Thumbdrive data and more.



## Enhancing visuals with overlay effects

Give your images a personalised touch with customisations such as colour and shape filters. Deliver a diverse range of visual effects that best suit your needs.



## Lower Total Cost-of-Ownership

Illuminate your space with the long-lasting EB-W50/U50 projector. The long-life lamp lasts up to 10,000 hours in normal mode. That, combined with its up-to-10,000-hour\* filter cycle, meant that the projector is virtually maintenance free. Giving you better protection for your investment with better product sustainability.

Up to **10000**

**Maintenance Free Hours\***



## Superior image quality with 3LCD technology

See colours come to life with the 3LCD technology in the new Epson EB-W50/U50 projector. Compared to the conventional 1-chip DLP® projector, 3LCD projectors are superior in light efficiency, resulting in vibrant true-to-life colours in the projected images.

Up to  
**3X**


brighter color\*  
reproduction

Up to  
**3X**

wide color gamut  
for excellent color  
reproduction

No  
**Rainbow  
Effects**

3LCD projectors do not employ a color wheel found in 1-chip DLP® models<sup>+</sup>, thereby eliminating the annoying rainbow effect



\* 10,000 hours is the estimated lamp life when used in Normal Mode. 17,000 hours is the estimated lamp life when used in ECO Mode. Actual lamp life will vary depending on mode selected, environment conditions and usage. Lamp brightness decreases over time. The lamp comes with a 90-day limited warranty.

\* Compared with leading Epson 3LCD business and education projectors as well as leading 1-chip DLP® projectors based on NPD data for June 2013 through May 2014 and PMA Research data for Q1 through Q3 2013. Color brightness (color light output) is measured in accordance with IDMS 15.4 and varies depending on usage conditions.

<sup>+</sup> DLP is a registered trademark or a trademark of Texas Instruments in the US and/or other countries.



# Ultimate Corporate Enhancement

## Seamless Connectivity & Usability



Create built-to-impress stunning presentations with the Epson EB-W50/U50 projector. Make secured information sharing possible through Epson's iProjection wireless display solution.



The ideal addition to meeting and huddle rooms, these series of projectors are multi-functional, easy-to-use tool for everyday meetings. With its white brightness going up to 3,800 lumens, hence ensuring crystal clear images, the projector brings captivating presentations to life to appeal and impress.

### Advance networking security

Utilising enterprise-level security connectivity via wireless networking, the Epson EB-U50 projector safeguards the simultaneous content sharing experience, making it the perfect choice for sharing confidential contents during meetings.

#### Unique features for corporate usage:



##### Wireless sharing with Epson iProjection<sup>1</sup>

Connect up to 50 devices, including Chromebook, iOS, Android, Mac<sup>®</sup> and PC screens; simultaneously display content from up to four devices.



##### Remote management and control tools

Compatible with Crestron<sup>®</sup>, AMX<sup>®</sup>, PJLink and more.



##### Versatile connectivity

2x HDMI<sup>®</sup> supports multiple high-definition A/V devices.



#### Epson iProjection<sup>\*\*</sup>

The iProjection application enables a wireless connection for projecting images and files from your smart devices. The "QR Code Reader" function makes this wireless connection even easier by simply reading the QR code that is projected on the screen from your smart devices.



<sup>\*\*</sup> In iProjection, projector profile search, multi-screen display, distribution function, audio transfer, movie file transfer, interrupt connection disabling and encryption data transfer capabilities are not supported.



Open the iProjection in your smart device

Scan the QR code on the projection screen

Project the contents from your smart device wirelessly on the projection screen

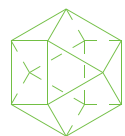
<sup>1</sup> For wireless functionality, including via the Epson iProjection App, the projector must be configured on a network, either through the Ethernet port on the projector (check model specifications for availability) or via a wireless connection. Check your owner's manual to determine if a wireless LAN module must be purchased separately to enable a wireless connection. Not all Epson projectors are able to be networked. The Epson iProjection App does not support all files and formats. See [www.epson.com](http://www.epson.com) for details. Android is a trademark of Google Inc. Windows<sup>®</sup> is either a registered trademark of Microsoft Corporation in the United States and/or other countries.

# Ultimate Education Tool

## New Dimensional Group-Learning Capabilities




Make collaboration between students seamless and bring vibrant wide-screen images to life for a better understanding and clarity. Being able to handle up to 50 devices simultaneously, the Epson EB-W50/U50 projector is the perfect solution for group learning.



Offering up to 3,800 lumens of colour and white brightness, these range of projectors is an ultra-bright classroom projector designed for well-lit rooms. With an enhanced security network, content can concurrently be shared securely from multiple devices, boosting the group-learning experience.

With a built-in speaker to eliminate the hassle for external speakers, the projector leverages on Epson's 3LCD technology to bring dynamic images to life. The projector supports connection from up to 50 devices simultaneously, including Chromebook®, iOS®, Android, PC and Mac users. Users can display content instantaneously from up to four devices with the Epson iProjection wireless display solution.

### Unique features for education usage:



#### Ultra bright, vivid color

Up to 3,800 lumens color/white brightness<sup>1</sup>; advanced 3-chip, 3LCD technology.



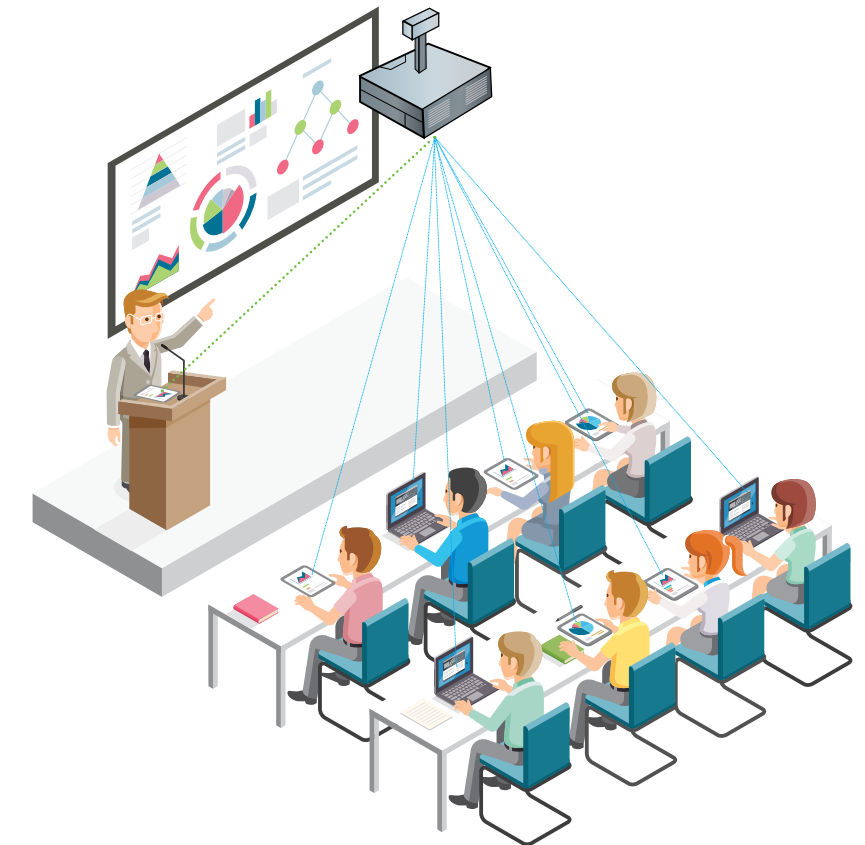
#### Interactive classroom collaboration

Integrated wireless networking with enterprise-level security.



#### Built-in 5W speaker

Hassle-free and easy to use.




<sup>1</sup> For wireless functionality, including via the Epson iProjection App, the projector must be configured on a network, either through the Ethernet port on the projector (check model specifications for availability) or via a wireless connection. Check your owner's manual to determine if a wireless LAN module must be purchased separately to enable a wireless connection. Not all Epson projectors are able to be networked. The Epson iProjection App does not support all files and formats. See [www.epson.com](http://www.epson.com) for details. Android is a trademark of Google Inc. Windows® is either a registered trademark of Microsoft Corporation in the United States and/or other countries.



## Advanced dust prevention

The Epson EB-W50/U50 projector is highly protected against dust and intrusion, enhancing its durability and resistance, with the advanced filter design and a dust-proof structure housing.

The filter compartment, combined with an electrostatic charge, will effectively traps dust and chalk particles before they can enter the projector. This helps to ensure that the air circulating inside the projector is clean, allowing a longer lasting optical compartment. The filters are designed so that they can be easily and quickly changed by you.



## Optional Accessories

EB-W50/U50 projector offer a wide range of accessories to enhance users' overall viewing experience. Request for genuine Epson accessories for optimal and secured performance.



ELPMB60  
(Ceiling Mount)



ELPAF59



ELPAP10\*  
(\*Applicable for EB-W50 only)

Better Products for a Better Future™

For more information on Epson's environmental programmes, visit <http://global.epson.com/SR/environment>.

### Eco Features

- Uses just 0.3W of power in standby mode
- Projector optics employ lead-free lenses
- Unpainted plastic housing reduces the environment impact
- The flame retardants used in the plastic housing do not contain chlorine or bromine

## PROJECTOR WISHES COME TRUE.

**TRUE  
COLOURS**

Brighter, vivid projection from Epson.

9 out of 10  
PEOPLE  
PREFER  
IMAGES FROM  
**EPSON**  
PROJECTORS

### EPSON 3LCD PROJECTORS

### 1-CHIP PROJECTORS



Up to **3x**  
Brighter  
Colours  
with  
Epson Projectors\*

**TRUE  
BRIGHTNESS**

WHITE 3000 LUMENS  
COLOUR 3000 LUMENS




WHITE 3000 LUMENS  
COLOUR 430 LUMENS\*\*



**NO  
RAINBOW  
EFFECT**

**TRUE  
COMFORT**

LIGHT SOURCE  
PRISM



LIGHT SOURCE  
ROTATING  
COLOUR WHEEL



UP TO  
**EX WIDER  
COLOUR GAMUT**  
Epson Projectors

**TRUE  
REALISM**

WIDER  
COLOUR  
RANGE



SMALLER  
COLOUR  
RANGE



Facebook: EpsonSEA Instagram: @EpsonSEA Twitter: @EpsonSEA YouTube: EpsonSoutheastAsia LinkedIn: Epson Southeast Asia

Find out more at [www.epson.com.sg/truecolours](http://www.epson.com.sg/truecolours)



**IT'S IN THE DETAILS.**

With 3LCD panels, every projection gives you spectacular true colours.

\* Leading Epson business and education projectors vs. leading 1-chip DLP® projectors, selected according to NPD data as of July 2015. Based on U.S. research conducted by Radius Research.  
\*\* These lumen statistic can be found at [www.colorlightoutput.com](http://www.colorlightoutput.com).  
1 Color brightness(color light output) in brightest mode, measured by a third-party lab in accordance with IDMS 15.4. Color brightness will vary depending on usage conditions. Top-selling Epson 3LCD projectors versus top-selling 1-chip DLP® projectors based on NPD sales data for May 2017 – April 2018.  
2 Gamut volume in brightest mode, measured by a third-party lab in 3D in the CIE L\*a\*b\* coordinate space. Top-selling Epson 3LCD projectors versus top-selling 1-chip DLP® projectors based on NPD sales data for May 2017 – April 2018.