

TRANSFORM MODERN BUSINESSES WITH SCALABLE MONO PRINTING SOLUTIONS.



Compact, High-Speed A3 Mono Printer for Efficient Workplaces.

The Epson WorkForce Enterprise AM-M5500 is a fast, scalable A3 Mono printer ideal for compact, modern workplaces. Powered by Heat-Free Technology, it reduces power consumption by up to 85%* compared to laser printers. With a print speed of 55ppm, it boosts productivity and lowers operational costs through fewer part and consumable replacements. The printer also offers expandable finishing options, making it highly versatile. Its multifunction capabilities and scalability are perfect for businesses seeking efficiency, cost savings, and eco-conscious solutions.



ISO Print Speed
(Simplex/Duplex)



High Yield
Cartridge (Black)



Print
Up to A3



Duplex Printing



Ethernet



Open Platform
Enabled



Epson Connect

ENGINEERED FOR good



New A3 Mono Business Inkjet

Offices can maximise productivity with high-speed printing of 55 pages per minute, even in duplex mode.

Heat-Free Printing

Thanks to Epson Heat-Free Technology, it requires lesser power to operate and fewer frequent parts replacements are needed.

Versatile Office Productivity

Boost office efficiency with the versatile AM-M5500, featuring an intuitive interface and a versatile Inner Finisher for stapling, shift sorting, and more.

* Testing was commissioned by Epson and conducted by Keypoint Intelligence. One specific model was selected from color laser multi-function printers in the 65-70ppm class. Epson WorkForce Enterprise WF-C21000 with 100ppm [equivalent model in Europe was used during the evaluation]. This data is as of September, 2020. Devices were tested in default mode as per Keypoint Intelligence's proprietary standard energy consumption test methods. Calculations were based on a weekday workload of 2 x 4 hours printing + 16 hours in sleep/standby mode, and weekend energy use of 48 hours in sleep/standby mode. A total of 69 pages of workload test pattern using DOC, XLS, PPT, HTML, PDF files and Outlook email messages were printed six times in each 4-hour printing period.
^ The quoted yields were estimated using ISO/IEC 22505 tests in Default Mode and single-sided continuous printing methodology, using the monochrome test pattern provided in ISO/IEC 19752. Actual yields will be lower with higher-density images, hot or dusty conditions or less frequent printing. Ink cartridge is used for printing and printer/all-in-one maintenance. For print quality, part of the ink from the included cartridge is used for printer startup and a variable amount of ink remains in the cartridge after the "replace cartridge" signal. For more information, visit www.epson.com.sg/inkinfo.

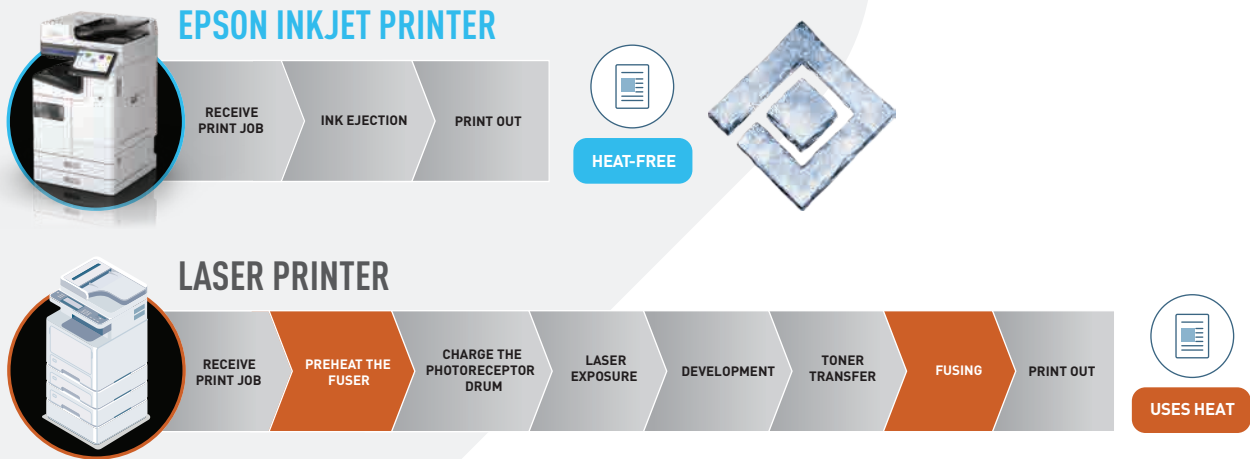
A3 Mono Mid-Range Printing Redefined for Exceptional Compactness and Speed

PrecisionCore Heat-Free Technology

PrecisionCore is the next-generation inkjet printhead technology driving Epson's inkjet resolution. It merges advanced key component technologies, state-of-the-art MEMS* fabrication and high-precision assemble processes honed over decades.

Epson's proprietary Micro Piezo inkjet technology doesn't use heat in the ink ejection process, and it's this Heat-Free Technology that separates our printers from the competition. Epson's Heat-Free printers does not require heat in the ink ejection process. Instead pressure is applied to the Piezo element, which flexes backwards and forwards firing the ink from the printhead.


*MEMS (Micro Electro Mechanical System): Devices processing mechanically driven elements, manufactured through the application of semiconductor processing technology.



PrecisionCore MicroTFP Print Chip

MicroTFP print chips are the core element of PrecisionCore Heat-Free Technology. By achieving higher precision and greater miniaturisation in Epson's advanced thin film piezo (TFP) technology, the basic performance of this printhead module has been radically improved, and application to a wider range of uses made possible.

The thin film piezo element that drives ink ejection is approximately 1 micron thin (one-hundredth the thickness of a human hair). By closely controlling the voltage applied to such piezo elements, it is possible to fire up to 50,000 shots of ink per second from a single nozzle, to precise positions and in the necessary quantities.



PrecisionCore Linehead

By optimally arraying 30 of these MicroTFP print chips in a diagonal configuration, Epson has developed a compact linehead that boasts about 28,000 active nozzles. This size-conscious core device contributes to reduced space requirements of the product itself, and successfully enables high-speed performance of printing up to 55 pages per minute, within a compact design.



Stress-Free Operability

Epson WorkForce Enterprise AM-M5500 mono printer is perfect for the office, reliably delivering prints at high speeds of up to 55ppm while occupying minimal space. The printers come with space and user-friendly configurations such as a hassle-free front-loading design, transparent ink window, and customisable layout.

New Paper Path Design for Consistent High-speed Printing in Compact Footprint

The new A3 mono linehead inkjet printer series realises a simpler C-shaped paper route path to deliver efficient and consistent high-speed printing. It can print up to 55 pages per minute in both simplex and duplex printing while keeping a compact printer design.

Reduce Downtime

Easy front access to both the printer's ink cartridge and maintenance box ensures fast, hassle-free replacement and maximum printer uptime.



Expandable Trays

Easy refill of paper with these cassette trays that can be opened smoothly and effortlessly.



Efficient Document Digitisation

Enjoy impressive scan speeds of up to 70ppm (Simplex) / 140ipm (Duplex). The dual CIS technology allows convenient duplex scanning in a single pass.

Intuitive Operation

The intuitive 10.1" tiltable TFT colour touchscreen panel with a user-friendly interface makes it simple to operate the printer, with customisable settings to suit your needs.

Easy Maintenance

The printer features a wider opening on the right side, allowing for quick removal of jammed paper and hassle-free maintenance.

Eco-Conscious Features

Includes a power consumption monitoring tool, a green leaf icon for duplex printing/copying, and paper-saving capabilities.

Robust Security Features

Confidential Job

Prevent leakage of confidential information by unattended prints left on the printer by setting a PIN for release on the panel.

IPSec / IP Filtering

Transmit data securely with encryption with IPSec and prevent unauthorised access to the device.

Panel Lock

Prevent users from changing the printer settings by setting an admin password to lock the panel.

Access Control

Prevent unauthorised usage of the printer by account control. Up to 10 user accounts can be set.

LDAP Address Book

Reduce the risk of information leakage due to mistakes in the target recipient's email address.

SSL / TLS

Prevent information leakage by securing communication with SSL/TLS and server validation supporting up to TLS 1.3.

IEEE 802.1X Authentication

Epson devices support IEEE 802.1X Authentication that authenticates each device with a server to connect to a network.

For more information on Security Features, please visit <https://www.epson.com.sg/security-guidebook>

Connectivity Features

Standard Connectivity

The device is equipped with USB 3.0 and Ethernet network connectivity as standard allowing users to share it.

Additional Ethernet Option

Reduce security risks by connecting external devices that need to use the MFP with a separate network.

Wi-Fi Option

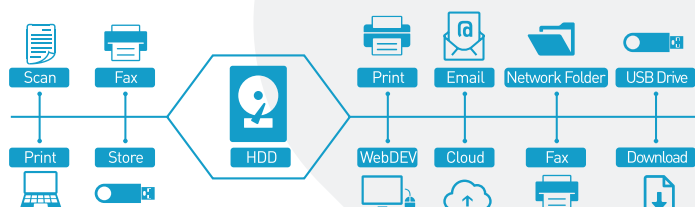
Enables flexible placement of the MFP with Wi-Fi connectivity. It also allows up to 8 devices to connect directly to the printer by Wi-Fi direct.

Fax Option

Enable fax capability with the fax option. Up to 3 fax options can be installed to expand the line capability.

Storage Feature with HDD

Improve convenience by storing print data in the internal HDD for convenient reprinting and distribution. Stored data can be downloaded or forwarded to various destinations without the use of additional software.



Enhanced Finishing Capabiity

Increase productivity with advanced finishing such as stapling, hole punching, folding and booklet making.

Staple Finisher-P1*

*To use Staple Finisher-P1, Staple Finisher Bridge Unit A-P1 and Staple Finisher Bridge Unit B-P1 is required.



Finisher Tray

- Stacking up to 4,000 sheets (up to 3,000 sheets if Saddle unit is installed)
- Shift Sort
- Stapling
- Hole Punch (option)

Saddle Unit (option)

- Half Fold (up to 3 sheets)
- Tri Fold (up to 3 sheets)
- Saddle Stitch (up to 20 sheets)

Upper Tray

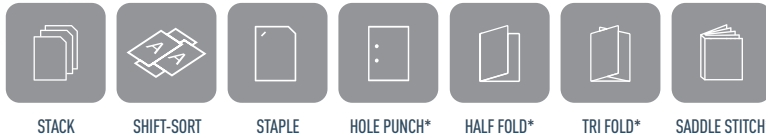
- For fax only (up to 200 sheets)

Main Tray

- Up to 500 sheets

High Capacity Tray

- Up to 3,000 sheets



*Requires option.

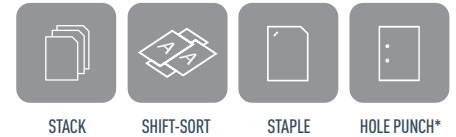
Inner Finisher-P1*

**To use Inner Finisher-P1, Inner Finihser Bridge Unit-P1 is required.



Finisher Tray

- Stacking up to 500 sheets
- Shift Sort
- Stapling
- Hole Punch (option)



Upgrade Options Tailored to Your Business Needs

The unit can be upgraded with various options to suit many types of office spaces and work requirements.



Caster Table-P1

- Place the printer in a movable platform



Optional Dual Cassette-P1

- Increases capacity of paper handling with 2 x 500 sheets tray



High-Capacity Tray-P1

- Increases capacity of paper handling with 3,000 sheets tray



Inner Tray-P1

- To sort incoming faxes with an upper tray
- Up to 100 sheets capacity



Authentication Device Table-P2

- To place and secure an authentication card reader



Paper Cassette Lock-P1

- To lock the paper cassettes
- Set of 2
- Padlock is not included



HDD-P1

- Reduce downtime by mirroring the HDD
- 320GB capacity



Stabiliser-P1

- Prevents the printer from falling by improving the stability

Options

Order Code

Optional Dual Cassette-P1	C12C936871
Caster Table-P1	C12C936851
Staple Finisher-P1	C12C936751
Staple Finisher Bridge Unit A-P1	C12C937401
Staple Finisher Bridge Unit B-P1	C12C937881
Saddle Unit-P1	C12C936831
2/3 Hole Punch Unit-P1	C12C936821
2/4 Hole Punch Unit-P1	C12C936811
Inner Finisher-P1	C12C936961
Inner Finisher Bridge Unit A-P1	C12C937421
2/3 Hole Punch Unit-P2	C12C936981
2/4 Hole Punch Unit-P2	C12C936971
High-Capacity Tray-P1	C12C936761
Inner Tray-P1	C12C936781
EpsonNet 10/100/1000Base Tx Int.	C12C934471
Super G3 Multi Faxboard	C12C934491
Wireless LAN Interface-P1	C12C937011
OCR Unit-P1	C12C936801
HDD-P1	C12C936791
Authentication Device Table-P2	C12C939531
Paper Cassette Lock-P1 (set of 2)	C12C936771
Stabiliser-P1	C12C937221

Seamless Software Solutions

Take advantage of remote management, customise print options and enjoy seamless compatibility with the Epson WorkForce Enterprise. Integrate these into your existing IT infrastructure to improve productivity and increase efficiency. For more information, please visit www.epson.com.sg/software-solutions.

Epson Solutions Suite

Fleet Management

Epson Device Admin

Enhance IT efficiency with centralised device management and batch deployment. Usage tracking and resource optimisation reduce operation costs, while real-time alerts, remote troubleshooting and firmware upgrades ensure uptime and device security.

Epson Remote Service (ERS)

Enhance IT management efficiency by optimising resources and reducing costs with cloud-based remote monitoring, troubleshooting, alerts and reporting. Simplify rental service workflows with accurate billing, timely notifications and efficient support enabled by proactive maintenance, remote diagnosis and control features.

Print Management

Epson Print Admin

Enforce security with user authentication, secure print release and logs while reducing costs with quotas, print rules and usage reports. Enhance operational efficiency with centralised management, follow-me printing and automatic workflows for while supporting sustainability efforts by reducing waste.

Epson Print Admin – Advanced Workflows

Enable advanced scan features within Epson Print Admin. Convert documents into searchable PDF and index files for quick retrieval. Route documents automatically in a batch with job separation, print and scan directly with integration with business cloud storage.

Epson Print Admin Serverless

Simplify print management without a server, enhance security with user authentication and print release, and boost efficiency through streamlined scan workflows and cloud storage integration. Reduce costs and waste by enforcing quotas and leveraging on activity reports.

Document Management

Document Capture Pro

Automate your scanning tasks with an intuitive interface and customisable workflows. Built-in OCR converts documents into searchable PDFs and editable files, enabling easy indexing and retrieval. Sort documents and upload scanned images directly to cloud storage for collaboration.

Document Capture Pro – Enhanced OCR

Expand the OCR capabilities supporting up to 40 languages with enhanced accuracy. Enable User-defined Indexing functionality, allowing users to capture text and barcodes from multiple areas of a document and export data to a file, streamlining processing workflows.

Epson Open Platform

Expand the capability of the printer by integrating with embedded solutions. Allows ISV to integrate printers into their software for customised solutions.

Printer Options

Erase Red Colour

Removes objects with a red coloration from the scanned image or copy results.

Print Sets

Print or copy documents of various quantities for distribution to different groups and number of members.

OCR Option

Enable built-in OCR functionality directly on the device for Scan to Folder and Email without the need to install software. This option also requires the OCR Unit-P1 option.



IP-Fax

Enables sending and receiving fax through IP address. This choice also requires installation of Super G3/G3 Multi Fax Board option.

Cloud and Mobile Solutions

Epson Connect Services



Epson Email Print

Print to any Email Print enabled printer from any device that can send email, such as your smartphone, tablet or computer.



Remote Print Driver

Print through the internet from any applications with advanced settings on your computer, smartphone or tablet.



Scan to Cloud

Scan and send documents directly to an email address or cloud storage right from the device panel without the need for servers.



Fax to Cloud

Send received faxes directly to an email address or cloud storage.

Mobile App



Epson Smart Panel

Print, copy, and scan directly with your Epson devices through the app from your smart phones and tablets. Setup and trouble shoot issues with step-by-step guide and access to manuals.

Driverless Solutions:

Print and scan on the supported devices without the need to install drivers.

- Apple AirPrint
- Mopria™
- Microsoft Universal Print
- ChromeOS

For detailed information about Software Solutions, please visit: <https://www.epson.com.sg/software-solutions>

Software Solutions Options

Options

Epson Print Admin
Epson Print Admin - Advanced Workflows
Epson Print Admin Serverless
Document Capture Pro - Enhanced OCR

Order Code

7110574
C12C938801
7111310
C12C938761

Printer Options

Printer Options

Print Sets
Erase Red Colour
OCR Option
IP-Fax

Order Code

C12C938771
C12C938781
C12C938791
C12C938841

SPECIFICATIONS

Model Number	AM-M5500
SKU Code	C11CL48502
Printing	
Printing Technology	PrecisionCore™ Line Head Inkjet Technology
Nozzle Configuration	7,230 nozzles Black
Maximum Resolution	600 x 2,400 dpi
Maximum Ink Droplet Volume	3.8 pl
Print Speed (Black) ¹	
ISO 24734, A4, Simplex/Duplex	Approx. 55 ipm / 55 ipm
ISO 24734.2, A3, Simplex/Duplex	Approx. 32 ipm / 18 ipm
First Page Out Time	Approx. 6.3 sec
Printer Language	ESC/P-R, ESC/Page
Printer Control Language Emulations	PCL5 / PCL6 / PostScript3 / PDF 1.7
Maximum Monthly Duty Cycle ²	Up to 384,000 pages/month
Recommended Monthly Duty Cycle	Up to 60,000 pages/month
Memory Capacity	8,192 MB (Total RAM size)
HDD Capacity	320 GB (Encrypted)
Automatic 2-Sided Printing	Yes
Copying	
Copy Speed (Black) ¹	
ISO 29183, A4, Simplex (Flatbed)	Approx. 55 ipm
ISO 24735, A4, Simplex (ADF 1:1)	Approx. 55 ipm
ISO 24735, A4, Duplex (ADF 1:2 / 2:2)	Approx. 55 ipm
Maximum Copies from Standalone	9,999 copies
Maximum Copy Resolution	600 x 1,200 dpi
Reduction / Enlargement	25 – 400%, Auto Fit Function
Copy Paper Size (Flatbed)	A3, B4, Legal, Indian-Legal, 8.4x13in, Letter, A4, B5, A5, B6, A6, 16K, 8K, 13x18cm, HV 16:9 Wide, 10x15cm, Envelopes: #10, DL, C4, C6
Maximum Copy Size	A3
Scanning	
Scanner Type	Flatbed colour image scanner
Sensor Type	Colour CIS x 2
Optical Resolution	600 x 600 dpi
Maximum Scan Area	297 x 431.8 mm (11.7" x 17")
Scanner Bit Depth	
Colour	30-bit input, 24-bit output
Grayscale	10-bit input, 8-bit output
Black & White	10-bit input, 1-bit output
Scan Features	Scan to Network Folder/FTP, Scan to Email, Scan to Memory Device, Scan to Computer (Document Capture Pro / Document Capture Pro Server), Scan to Computer (WSD), Scan to Computer (WSD), Scan to Cloud (Epson Connect)
Scanner Speed (Monochrome and Colour)	
200 dpi Flatbed	A4 Landscape: 3.0 sec, A3: 4.0 sec
ADF (Simplex / Duplex)	A4: 70 ppm / 140 ipm
(ISO17991, Scan to Folder)	A3: 40 ppm / –
ADF Function	
Support Paper Thickness	52 – 128 g/m ²
Paper Capacity	150 sheets (80 g/m ²)
Automatic 2-Sided Scan / Copy / Fax	Yes (1-pass)
Fax Function (Optional)	
Type of Fax	Walk-up black-and-white and colour fax capability
Receive Memory / Page Memory	6 MB, Page memory Up to 550 pages (ITU-T No.1 chart)
Communication Standards	CCITT/ITU G3, SuperG3 (V34)
Error Correction Mode	ITU-T T.30
Fax Speed (Data Transfer Rate)	Up to 33.6kbps, Approx. 3sec/page
Fax Resolution	
Black & White	Standard: 8pels/mm x 3.85lines/mm, Fine: 8pels/mm x 7.7lines/mm, Super Fine: 8pels/mm x 15.4lines/mm, Ultra Fine: 16pels/mm x 15.4lines/mm
Colour	Fine: 200 x 200 dpi, Photo: 200 x 200 dpi
Transmission Paper Size	
Flatbed	A5 to A3 / Ledger
ADF	A5 to A3 / Ledger
Receiving Paper Size	HLT, A5, B5, A4, LT, LGL, B4, 11x17, A3
Speed Dial / Group Dial	Up to 2,000 numbers, 200 groups
Fax Features	PC Fax (Transmission/Receive), Automatic Redial, One Touch Dial, Address Book, Transmit Reservation, Broadcast Fax (Mono only), Polling Reception, Fax Preview, Fax to E-mail, Memory Reception, Fax to Folder
Paper Handling	
Paper Feed Method	Friction Feed
Number of Paper Trays (Standard)	3 (Paper Cassette: 2, MP Tray: 1)
Paper Hold Capacity	
Input Capacity	Up to 1,150 sheets (80 g/m ²)
	(Paper Cassette 1 - 2: 500 x 2 + MP Tray: 150 sheets)
Maximum Input Capacity	Up to 5,150 sheets (80 g/m ²)
	(Paper Cassette 1 - 4: 500 x 4 + MP Tray: 150 sheets + High Capacity Feeder Unit: 3,000 sheets)
Output Capacity	Up to 500 sheets (80 g/m ²)
Paper Size	
Plain Paper	A6, A5, A4, A3, B6, B5, Half Letter, Executive, 16K, Indian-Legal, Letter, 8.5x13in, Legal, 8K, US B 11x17in, 12x18in
Envelopes	#10, DL, C6, C5, C4
Maximum Paper Size	297 x 1,200 mm
Support Paper Weight	52 – 300 g/m ²
Printer Interface	
USB	USB 3.0
Network	Ethernet
Network Protocol	TCP/IPv4, TCP/IPv6
Network Management Protocols	SNMP, HTTP, DHCP, BOOTP, APIPA, PING, DDNS, mDNS, SNMP, SLP, WSD, LLTD
Security Features	Access Control, LDAP Address Book, IPsec/IP Filtering, Panel Lock, Confidential Job, SSL/TLS, IEEE 802.1X Authentication
USB Host Function	
Type of Devices	Memory Devices
Function	USB Host (Scan to Memory Device / Storage function)
Direct Print Paper Size	A3, A4, A5, A6, Legal, Indian-Legal, Letter, B4, B5, B6, 8K, 16K, 8x13in, Envelopes: #10, C4, C6, DL
Cloud and Mobile Solutions	
Epson Connect	Epson Smart Panel, Epson Email Print, Remote Print Driver, Scan to Cloud, Fax to Cloud
Other Solutions	Apple AirPrint, Mopria Print Service, ChromeOS, Microsoft Universal Print
Control Panel	
LCD Screen	10.1 inch / 25.7 cm TFT Colour Touch LCD

SPECIFICATIONS

Model Number	AM-M5500	
Printer Software	Supported Operating Systems	
Electrical Specifications	Windows 7 / 8 / 8.1 / 10 / 11, Windows Server 2008 / 2012 / 2016 / 2019 / 2022 / 2025, Mac OS X 10.9.5 or later, macOS 11.x or later	
Rated Voltage	AC 100 – 240V	
Rated Frequency	50 – 60 Hz	
Typical Electricity Consumption	0.22 kW/h	
Power Consumption		
Operating	96 W	
Standby	46 W	
Sleep	0.9 W	
Power Off	0.1 W	
Noise Level		
Sound Power / PC Printing / Plain Paper Default ³	7.1 B(A)	
Sound Pressure / PC Printing / Plain Paper Default ³	56 dB(A)	
Specs for Inner Finisher-P1		
Output Capacity	Up to 500 sheets (A4, 80 g/m ²)	
Finisher Functions	Stacking, Shift Sorting, Staple, Hole Punch (requires option)	
Staple Capacity	A4 or smaller: up to 50 sheets (60 - 90 g/m ²), Larger than A4: up to 30 sheets (60 - 90 g/m ²)	
Staple Positions	Corner / Opposite Corner / 2 points on side	
Support Paper Size for Staple	A3, B4, A4, B5, Ledger, Letter	
Power Consumption	200W	
Dimensions (W x D x H) & Weight	466 x 512 x 210 mm, 13 kg	
Specs for Staple Finisher-P1		
Output Capacity	Stacker Tray: up to 4,000 sheets (A4, 80 g/m ²), Up to 3,000 sheets when Saddle Unit-P1 is installed Tray 2 (for Fax output only): up to 200 sheets (A4, 80 g/m ²)	
Finisher Functions	Stacking, Shift Sorting, Staple, Manual Staple, Hole Punch (requires option)	
Staple Capacity	A4 or smaller: up to 50 sheets (60 - 90 g/m ²), Larger than A4: up to 30 sheets (60 - 90 g/m ²)	
Staple Positions	Corner / Opposite Corner / 2 points on side	
Support Paper Size for Staple	A3, B4, A4, B5, Ledger, Letter	
Power Consumption	200W	
Dimensions (W x D x H) & Weight	681 x 669 x 1,062 mm, 42 kg	
Specs for Saddle Unit-P1		
Output Capacity	Stacker Tray: up to 20 booklets (based on 2 - 5 sheets each booklet)	
Finisher Functions	Half fold, Tri fold, Saddle stitch	
Folding / Tri-fold Capacity	3 sheets (60 - 90 g/m ²) / 1 sheet (91 - 105 g/m ²)	
Saddle Stitch Capacity	20 sheets (60 - 90 g/m ²) / 10 sheet (91 - 105 g/m ²), Cover sheet (106 - 250 g/m ²)	
Booklet Paper Size	A3, B4, A4, Letter, Legal, 8K, 11x17in	
Supported Paper Weight	60 - 105 g/m ²	
Power Consumption	220W	
Dimensions (W x D x H) & Weight	517 x 407 x 374 mm, 22kg	
Specs for Inner Tray-P1		
Output Capacity	Up to 100 sheets (80 g/m ²)	
Supported Paper Size	A3, B4, A4, B5, A5, Letter, Legal, 11x17in	
Supported Paper Weight	60 - 90 g/m ²	
Specs for 2/4 Hole Punch Unit-P1		
Supported Paper Size	A3, B4, A4, B5, Ledger, Letter	
Supported Paper Weight	60 - 250 g/m ²	
Number of Holes	2 or 4 holes, 80mm intervals	
Specs for 2/3 Hole Punch Unit-P1		
Supported Paper Size	A3, B4, A4, B5, Ledger, Letter	
Supported Paper Weight	60 - 250 g/m ²	
Number of Holes	2 or 3 holes, 70mm intervals (US Specifications)	
Specs for 2/4 Hole Punch Unit-P2		
Supported Paper Size	A3, B4, A4, B5, Ledger, Letter	
Supported Paper Weight	60 - 250 g/m ²	
Number of Holes	2 or 4 holes, 80mm intervals	
Specs for 2/3 Hole Punch Unit-P2		
Supported Paper Size	A3, B4, A4, B5, Ledger, Letter	
Supported Paper Weight	60 - 250 g/m ²	
Number of Holes	2 or 3 holes, 70mm intervals (US Specifications)	
Specs for High-Capacity Tray-P1		
Input Capacity	Up to 3,000 sheets (80 g/m ²)	
Supported Paper Weight	60 - 160 g/m ²	
Support Paper Size	A4, B5, Letter	
Power Consumption	18W	
Dimensions (W x D x H) & Weight	351 x 585 x 465 mm, ~25 kg	
Specs for Optional Hard Disk		
Storage Capacity	320 GB (Encrypted)	
Specs for Optional Wi-Fi Network		
Network Protocol	Wi-Fi (IEEE802.11b/g/n), Wi-Fi Direct (Max 8 devices), WEP (64bit/128bit), WPA2-PSK (TKIP/AES), WPA2-Enterprise, WPA3-SAE (AES), WPA3-Enterprise TCP/IPv4, TCP/IPv6	
Consumables & Options	Page Yield	Order Code
Black Ink Cartridge	69,000 pages ⁴	C13T15K100
Maintenance Box	–	C12C937181
Paper Feed Roller for Cassette	300,000 pages	C12C937321
Paper Feed Roller for MP Tray	100,000 pages	C12C937361
Paper Feed Roller for ADF	200,000 pages	C12C937341
Staple Cartridge for Staple Finisher	3 x 5,000 staples	C12C935401
Staple Cartridge for Inner Finisher/Saddle	2 x 5,000 staples	C12C937001

Dimensions & Weight

WorkForce Enterprise Main Unit Only

Weight: 98.2kg (219.2 lb)



With Inner Finisher, Hole Punch and Dual Cassette Option



With Staple Finisher, Saddle Unit and High Capacity Feeder



©2026 Epson Malaysia Sdn. Bhd. All Rights Reserved. Reproduction in part or in whole, without the written permission from Epson, is strictly prohibited.

EPSON is a registered trademark of Seiko Epson Corporation.

All other product and company names used herein are for identification purposes only and are the trademarks or registered trademarks of their respective owners.

Epson disclaims any and all rights in those marks. Projected images shown herein are simulations. The actual product design and contents may vary. Specifications are subject to change without notice and may vary between countries. Please check with local Epson offices for more information.

Dealer's Stamp

Information correct at time of printing.
Printed April 2026

¹ Black and colour print speeds are measured in accordance with ISO/IEC 24734. Actual print times will vary based on system configuration, software, and page complexity. For more information, visit www.epson.com.sg/printspeed.

² The maximum number of printed pages per month is based on the performance capabilities of the printer, including ISO rated print speeds and paper handling capabilities.

³ Default mode in accordance with ISO7779.

⁴ The quoted yields were estimated using ISO/IEC 22505 tests in Default Mode and single-sided continuous printing methodology, using the monochrome test pattern provided in ISO/IEC 19752.

Actual yields will be lower with higher-density images, hot or dusty conditions or less frequent printing. Ink cartridge is used for printing and printer/all-in-one maintenance. For print quality, part of the ink from the included cartridge is used for printer startup and a variable amount of ink remains in the cartridge after the "replace cartridge" signal. For more information, visit www.epson.com.sg/inkinfo.

Find out more at www.epson.com.my/enterpriseprinting

Epson Malaysia
Epson Customer Care Center

Epson Malaysia Sdn. Bhd. 3rd Floor, East Tower, Wisma Consplant 1, No2, Jalan SS 16/4, 47500 Subang Jaya. Tel: 603-56 288 288 Fax: 603-56 288 399
Toll-free line 1800-8-17349 Accessible 09:00am to 06:00pm, Mon - Fri (Except public holiday)
Brunei Customers, Please call: -03-56 288 288 Ext 351/353 Accessible 09:00am to 06:00pm, Mon - Fri (Except public holiday)

EpsonMalaysia EpsonMalaysia EpsonSoutheastAsia Epson Malaysia

Shaping the future of printing with Heat-Free Technology

Epson Business Inkjet Printers make the sustainable choice simple. They combine eco-conscious technology with efficient features, helping you easily balance performance, business costs, and environmental impact. With power-saving Heat-Free Technology and high productivity, our Business Inkjet Printers can help you save energy, time, and money.



Save time with consistent high speed printing

No heat is required for warm-up, allowing the printer to print immediately.

With the use of Line Inkjet technology, high-speed printing of up to 55 pages per minute is possible even for duplex printing.



Less power consumption saves energy and money

With no fuser unit to heat, reduce energy consumption by **up to 85%*** compared to laser printers, resulting in cost savings for electricity bills.



Fewer replacement parts, lower environmental impact

Uses **up to 59%** fewer replacement parts** than laser printers.

No heat damage to the printhead.



Less intervention increases productivity

With fewer parts to replace and printheads that last longer, the amount of intervention is minimised, providing improved reliability and reduced downtime.

Lower Environmental Impact

Constructed with up to 30%^ recycled plastic and packaged in 80% recycled paper, this printer offers impressive sustainability without compromising on size or performance — making it a smart, eco-friendly choice for businesses.



Printer Body
up to **30%[^]**
Recycled Plastics



Packaging Box
up to **80%**
Recycled Paper

[^]The usage ratio of recycled plastic could change depending on the procurement status of raw materials.



Certified Environmental Performance

Epson is committed to developing environmentally conscious products, which means that sustainability is considered from conception to completion. Our Epson WorkForce Enterprise Printers comply with some of the world's most stringent environmental certification standards. We offer sustainable innovations because we recognise that the choices we make as organisations, individuals or a society will be essential to our shared success.

Singapore Green Label and Blue Angel Mark have been approved for AM-C4000/C5000/C6000. Japan Eco Mark has also been approved for AM-C4000/C5000/C6000.

Amendment of the below clause is updated as of 1st November 2021.

* Testing was commissioned by Epson and conducted by Keypoint Intelligence. One specific model was selected from colour laser multi-function printers in the 65-70ppm class. Epson WorkForce Enterprise WF-C21000 with 100ppm (equivalent model in Europe was used during the evaluation). This data is as of September, 2020. Devices were tested in default mode as per Keypoint Intelligence's proprietary standard energy consumption test methods. Calculations were based on a weekday workload of 2 x 4 hours printing + 16 hours in sleep/standby mode, and weekend energy use of 48 hours in sleep/standby mode. A total of 69 pages of workload test pattern using DOC, XLS, PPT, HTML, PDF files and Outlook email messages were printed six times in each 4-hour printing period.

** Testing was commissioned by Epson and conducted by Keypoint Intelligence. One competitor model was selected from worldwide best-selling vendor*** in the 65ppm and 70ppm colour laser multi-function printer. Epson WorkForce Enterprise WF-C20600 with 60ppm (equivalent model in Europe was used during the evaluation). Consumables and periodic replacement parts required to print 1M pages. The weight includes all used consumables, periodical replacement parts and their packaging. Test printed pattern used was ISO24712.

***Source: IDC's Worldwide Quarterly Hardcopy Peripherals Tracker 2020Q2, Units Share by Company.