

SPECIFICATIONS

WORKFORCE PRO WF-C878R/C879R

	WF-C878R	WF-C879R
<b>Paper Handling</b>		
Paper Feed Method	Friction feed	
Number of Paper Trays	2 (Front 1, Rear 1)	
Paper Hold Capacity		
Input Capacity	Up to 335 sheets (80 g/m <sup>2</sup> ) (Cassette 1: 250 sheets + Rear Slot: 85 sheets)	Up to 400 sheets (80 g/m <sup>2</sup> ) (Cassette 1: 250 sheets + Rear Slot: 150 sheets)
Maximum Input Capacity	Up to 1,835 sheets (80 g/m <sup>2</sup> ) (Cassette 1: 250 sheets + Rear Slot 85 sheets) + 3 x Optional Cassettes: 500 x 3 sheets)	Up to 1,900 sheets (80 g/m <sup>2</sup> ) (Cassette 1: 250 sheets + Rear Slot 150 sheets) + 3 x Optional Cassettes: 500 x 3 sheets)
Output Capacity	250 sheets	
Paper Size	A6, A5, A4, A3, A3+, A3, Executive, Letter, 8.5 x 13 in, Indian-Legal, Legal, B6, B5, B4, 100 x 148 mm, 3.5 x 5 in, 4 x 6 in, 5 x 7 in, 5 x 8 in, 8 x 10 in, 16:9 wide, 16K 195 x 270 mm, 8K 270 x 390 mm, Envelopes: #10, DL, C6, C4	
Maximum Paper Size	A3+, 329 x 1200 mm (12.95 x 47.24")	
<b>Printer Interface</b>		
USB	USB 3.0	
Network	Ethernet (1000BASE-T/100BASE-TX/10BASE-T), Wi-Fi (IEEE 802.11b/g/n), Wi-Fi Direct	
Network Protocol	TCP/IPv4, TCP/IPv6	
Network Printing Protocol	LPD, IPP, PORT9100, WSD	
Network Management Protocols	SNMP, HTTP, DHCP, BOOTP, APIPA, PING, DDNS, mDNS, SNTP, SLP, WSD, LLTD	
Security Features	Limit Access Function, PIN No. Certification, LDAP Address Book, IP Address Filtering, Panel Admin Mode	
<b>USB Host Function</b>		
Type of Direct Printing	Memory Devices	
USB Host	USB Host (Scan to memory device / Storage function)	
Direct Print Paper Size	10x15cm, 13x18cm, HV 16:9 Wide, A3, A4, A5, A6, Legal, Indian-Legal, Letter, B4, B5, B6, 8K, 16K, #10, C4, C6, DL, 8x13in	
<b>Mobile and Remote Printing</b>		
Epson iPrint, Epson Email Print, Remote Print Driver, Scan to Cloud, Apple AirPrint		
<b>Control Panel</b>		
LCD Screen	5.0 inch / 12.7cm TFT Colour LCD	
<b>Printer Software</b>		
Operating System Compatibility	Windows XP / Vista / 7 / 8 / 8.1 / 10	
	Windows Server 2003 / 2008 / 2012 / 2016 / 2019	
	Mac OS X 10.6.8 or later	
<b>Electrical Specifications</b>		
Rated Voltage	220 - 240V	100V - 240V
Rated Frequency	50 - 60 Hz	
Typical Electricity Consumption (TEC) Value	0.3 KWh	
Power Consumption		
Operating	40 W	50 W
Standby	17 W	24 W
Sleep	1.4 W	1.2 W
Power off	0.3 W	0.3 W
<b>Noise Level</b>		
PC Printing / Premium Glossy Photo	5.6 B(A), 40 dB(A)	6.2 B(A), 46 dB(A)
Paper Best Photo		
PC Printing / Plain Paper Default <sup>*2</sup>	6.6 B(A), 51 dB(A)	6.9 B(A), 53 dB(A)
<b>Option Paper Cassette</b>		
Paper Capacity	500 sheets (80 g/m <sup>2</sup> )	
Paper Weight	64 - 90 g/m <sup>2</sup>	
<b>Option Manual Stapler (WF-C879R only)</b>		
Staple Capability	-	Up to 20 sheets (90 g/m <sup>2</sup> )
<b>Option 10/100/1000 Base-T, Ethernet (WF-C879R only)</b>		
Network	-	1000BASE-T/100BASE-TX/10BASE-T

The information in this brochure is not a representation, and it is provided as general information on an 'as is' basis without any warranties of any kind, whether expressed or implied as to its accuracy, completeness or correctness, or implied as to its satisfactory quality and / or fitness for a particular purpose. Neither Epson nor its affiliates shall be liable for any direct, incidental, consequential, indirect or punitive damages arising out of viewer's access to, or use of, the information in this brochure. While enough care is taken by Epson to ensure that information in this brochure is up to date, accurate and correct, the viewer is requested to make an independent enquiry with Epson before relying upon the same. Epson is not responsible for the consequences of any action taken by the viewer relying on such material / information in this brochure without independently verifying with Epson.

Find out more at [www.epson.com.sg/betterthanlaser](http://www.epson.com.sg/betterthanlaser)



epsonsg



EpsonSingapore



EpsonSoutheastAsia



Epson Singapore

**Epson Singapore Pte Ltd** 438B Alexandra Road, Block B Alexandra Technopark, #04-01/04, Singapore 119968. Tel: (65) 6586-5500  
**Epson Customer Care Center** 100G Pasir Panjang Road, #01-09 Interlocal Centre, Singapore 118523. Epson Helpdesk: 800 120 5564. Please refer to [www.epson.com.sg/contact](http://www.epson.com.sg/contact) for opening hours.

A3 COLOUR MULTIFUNCTION PRINTERS


WORKFORCE PRO WF-C878R/C879R

EPSON

BUILT FOR  
PERFORMANCE,  
MADE FOR THE  
ENVIRONMENT.



<sup>\*1</sup> Print speed (Pages Per Minute) is calculated when printed on A4 plain paper in the fastest mode. Print speed may vary depending on system configuration, print mode, document complexity, software, type of paper used and connectivity. Print speed does not include processing time on host computer.



#1 Black Text  
#2 Black Text and Graphics

<sup>\*2</sup> Default mode in accordance with ISO7779 for MFPs.

©2023 Epson Singapore Pte Ltd. All Rights Reserved. Reproduction in part or in whole, without the written permission from Epson, is strictly prohibited.

EPSON is a registered trademark of Seiko Epson Corporation.

All other product names and other company names used herein are for identification purposes only and are the trademarks or registered trademarks of their respective owners.

Epson disclaims any and all rights in those marks. Projected images shown herein are simulations. The actual product design and contents may vary. Specifications are subject to change without notice and may vary between countries. Please check with local Epson offices for more information.

Apple, iPad and iPhone are trademarks of Apple Inc., registered in the U.S. and other countries. App Store is a service mark of Apple Inc.

Android is a trademark of Google Inc.

Dealer's Stamp

Information correct at time of printing.  
Printed July 2023

At Epson, we look into every detail of your business, to ensure you enjoy low-cost, durable and extremely reliable printing with Epson WorkForce Pro WF-C878R and WF-C879R business inkjet printers. Enjoy fast print speeds of up to 26 ipm<sup>\*</sup> with a first colour page-out time in just 5.5 secs. Reduce the need to replace consumables with high capacity ink packs that help lower your running cost. Ideal for workgroups that require hassle-free, low-maintenance and high volume printing.



ISO Print Speed  
up to 26 ipm<sup>\*</sup>



Up to 86,000 Pages\*  
Ink Packs



Duplex Printing



Ethernet



Wi-Fi Direct



Open Platform  
Enabled



**DURABrite**  
*Pro*  
INK

Superior Performance

Enjoy quicker print out with improved print speed of up to 26 ipm<sup>\*</sup> and superior ADF scan performance of up to 100 ipm<sup>\*</sup> on duplex.

Low Running Cost with Less Intervention

Innovative replacement ink pack system is designed for easy installation and maintenance, minimising parts replacement and lowering running cost.

Heat-Free Technology

Increase productivity and reduce environmental impact without compromise with our Epson Heat-Free Technology.

<sup>\*</sup>Applicable to WF-C879R only. <sup>\*\*</sup>Up to 86,000 pages in black or 50,000 pages in colour.



Introducing the new and improved Epson WorkForce Pro WF-C878R and WF-C879R, A3 Colour Multifunction Printers. In addition to being equipped with high-yield replaceable ink packs and powered by PrecisionCore™ technology, these Epson multifunction printers are more compact in design to help save space. Coupled with exceptional function features, security and connectivity capabilities, you can expect to reach higher productivity each time you print.



## Superior Performance

With improved print speed of up to 26 ipm\*, you can expect quicker printout and recovery time with each print output. Experience superior performance with high ADF scan speed up to 100 ipm\*.

Epson WorkForce Pro WF-C878R and WF-C879R offer a significant improvement in paper handling. Input paper capacity can be increased to a maximum of 1,900 pages with optional cassette trays for WF-C879R. Paper sizes of up to A3+ can be placed in different cassettes for automatic selection. The rear tray enables the use of special media such as photo media.

\*Applicable to WF-C879R only.

## Epson Heat-Free Technology



PrecisionCore builds on Epson's longstanding reputation for output quality, enabling our printers to print at high speed to enhance productivity. Each chip on the printhead is capable of generating up to 40 million precise dots per second to deliver fast printing speeds and excellent output quality.

Additionally, with Epson Heat-Free Technology, Epson inkjet printers do not require heat during ink ejection process. This means they print faster and consume less power. With fewer consumables to be replaced, downtime is minimised. Enjoy enhanced productivity and reduce environmental impact without compromise.

### Benefits at a glance



Save time with consistent high speed printing



Less power consumption saves energy and money



Fewer replacement parts, lower environmental impact



Less intervention increases productivity

## Low Running Cost with Less Intervention

With easy and simple to use features, our innovative Replaceable Ink Pack System (RIPS) lets you enjoy printing of up to 86,000 pages in black and 50,000 pages in colour. With easy installation and low intervention, you will minimise the frequency of replacing your consumables, experiencing less downtime.



Available in standard or high capacity ink packs.

### Consumables

Standard Capacity Ink Pack (Black)	}	20,000 pages (Composite Yield)	}
Standard Capacity Ink Pack (Cyan)			
Standard Capacity Ink Pack (Magenta)			
Standard Capacity Ink Pack (Yellow)			
High Capacity Ink Pack (Black)	}	86,000 pages	}
High Capacity Ink Pack (Cyan)			
High Capacity Ink Pack (Magenta)			
High Capacity Ink Pack (Yellow)			
Maintenance Box			
Maintenance Roller (Cassette 1)			
Maintenance Roller (Cassette 2 - 4)			
Staple Cartridge		1,000 x 5	

### Page Yield\*

### Order Code

C13T05A10N
C13T05A20N
C13T05A30N
C13T05A40N
C13T05B100
C13T05B200
C13T05B300
C13T05B400
C13T671400
C13S210048
C13S210049
C12C934911

### Options

Option Paper Cassette	}	}
Option Printer Stand		
Authentication Device Table (for WF-C878R)		
Authentication Device Table (for WF-C879R)		
Manual Stapler (WF-C879R only)		
10/100/1000 Base-T, Ethernet (WF-C879R only)		
Super G3 Multi Faxboard (WF-C879R only)		
Epson Print Admin		
Epson Print Admin Serverless (WF-C879R only)		

### Order Code

C12C932611
C12C934321
C12C932921
C12C934921
C12C934361
C12C934471
C12C934491
7110574
7111310

\* In accordance with ISO 24711/24712. Actual yields will vary considerably for reasons including images printed, print settings, temperature and humidity. Yields may be lower when printing infrequently or predominantly with one ink colour. A variable amount of ink remains in the cartridges after the "replace cartridge" signal. Part of the ink from the first cartridge is used for priming the printer. Ink is used for both printing and printhead maintenance. All inks are used for both black and colour printing.



## Minimum Environmental Impact

Make The Ecological Choice when you change to Epson inkjet printers. While you do more for your business, you will be doing better for the environment with lower harmful emissions in your day to day.

### Use Less Power With Inkjet Printers

Our inkjet printers **use less power** than your average laser printers so you not only save the environment, but you save on cost, too.

Epson Inkjet Printers Up to **85%** less power consumption<sup>1</sup> VS Laser Printers



### Less CO<sub>2</sub> Generated With Inkjet Printers

The amount of carbon dioxide emitted by laser printers would require up to 8 trees to absorb all that carbon dioxide while **Epson inkjet printers need only 1 tree.**

Epson Inkjet Printers Up to **85%** less CO<sub>2</sub> generated<sup>2</sup> VS Laser Printers



### Less Replacement Parts Needed With Inkjet Printers

Cut down on the number of parts to be disposed of. Inkjet printers **require less parts than laser printers.**

Epson Inkjet Printers Up to **59%** less replacement parts<sup>3</sup> VS Laser Printers




<sup>1</sup> Testing was commissioned by Epson to Keypoint-Intelligence-Buyers Lab. Two comparison models were selected from colour laser multifunction printers in the 65–70 ppm class. Tests were conducted at the devices' default settings using Keypoint-Intelligence-Buyers Lab standard energy consumption test methods. Calculations were based on a weekday workload of 2 x 4 hours printing + 16 hours in sleep/standby mode, and weekend energy use of 48 hours in sleep/standby mode. A total of 69 pages of workload pattern .doc, .xls, .ppt, .html and Outlook files were printed 6 times in each 4-hour printing period.

<sup>2</sup> Annual carbon dioxide calculations were based on JEMAI-LCA Pro. Cedar tree carbon dioxide absorption calculations were based on Japan Forestry Agency standards of 8.8kg carbon dioxide per annum per tree.


<sup>3</sup> Testing was commissioned by Epson to Keypoint-Intelligence-Buyers Lab. Two comparison models were selected from colour laser multifunction printers in the 65–70 ppm class. Calculations were based on the frequency and volume of the consumables and replacement parts required to print 1 million pages (ISO/IEC 24712 test pattern) over a period of 5 years.

## Convenient Ease Of Use




### Manual Stapler

Up to 20 sheets of paper can be stapled automatically when inserted to the manual stapler. With 1,000 staples per cartridge, the manual stapler can staple paper grammage of up to 90 g/m<sup>2</sup>.




### Retractable Output Tray

This space saving design is equipped with retractable output tray for A3 media, triggered only when printing/copying A3 size. Tray needs to be pushed back manually into its original position after use.




### Network Connectivity and Standalone Capability

Our WorkForce Pro comes equipped with a Network port for direct printing, scanning and to serve multiple computers or as a standalone for one computer. Additional Fax or Ethernet port is also readily available.



### Media Flexibility

Epson's WorkForce Pro is able to support printing of up to A3+ size on a wide range of media types of varying thickness (up to 256 g/m<sup>2</sup>) and length (up to 1200mm), using the Multipurpose Tray.



### Improved Paper Handling

Increase paper capacity using up to 4 cassette trays to support a total of 1,900 pages for WF-C879R, inclusive of a Multipurpose Tray with input capacity of 150 sheets.

## Advanced Workflow Solutions

Stay competitive with solutions that can drive your business forward. Our Advanced Workflow Solutions is designed to help you get the most out of our business printers.

### EPSON SOLUTIONS

- #### PRINT AND SCAN MANAGEMENT

##### Epson Print Admin

A server-based solution that creates a secured centralised printing, scanning and copying environment through user authentication. Advanced reporting functions can help organisations reduce printing costs and run Managed Print Programmes.

##### Epson Print Admin Serverless

A built-in function that creates a secure printing, scanning and copying environment through user authentication. It automatically distributes documents to users' email accounts and folders based on their login IDs. It also allows IT administrators to generate reports, which leads to better security, productivity and cost savings.

##### Epson Open Platform

Gain complete control of your printing operations via a range of third party solutions that enable you to adapt the WorkForce Pro to meet specific and changing business requirements with solutions for print and document management.
- #### DOCUMENT MANAGEMENT

##### Document Capture Pro\*

Easily scan, view, edit, save and transfer scanned documents. The software recognises barcodes, characters and blank pages in scanned documents for batch separation. It allows you to create up to 30 customised job settings, with the option to assign shortcuts of the scan jobs to the scanner's operation panel to simplify scan workflow. With the built-in OCR capability, searchable PDF files can be created and documents can be saved into editable Microsoft Office formats. In addition, device and documents can be secured through password protection, by locating and tracking documents using the Advanced Log function.

\* Document Capture Pro (Windows), Document Capture (Mac OS X), limited functionality for Mac version

##### Document Capture Pro Server

Centralise scanning and manage a fleet of up to 100 scanners without the need to install drivers on individual computers. Create and assign up to 30 job settings right to the panel with a single web interface. Process and distribute documents securely and track them with reports.
- #### FLEET MANAGEMENT

##### Epson Device Admin

A free software that allows you to control, analyse and manage your printer fleet centrally from one intuitive interface, designed to increase productivity and reduce costs.

##### Epson Remote Services (ERS)

A secure cloud-based Device Management System of registered Epson printers for service partners and end users. With ERS, you can enjoy greater peace of mind as service partners are automatically notified of any errors, which can then be resolved accurately, faster. It also allows you to access detailed insights and receive periodic reports on the status and consumable levels of your devices anywhere.

Connectivity Features

Network Connectivity and Standalone Capability

Equipped with Ethernet, Wi-Fi, RJ-11 fax, Wi-Fi Direct and USB 3.0, the printer is perfect for office environments. In addition, Wi-Fi Direct acts as an access point, allowing up to four devices to connect to the printer at a time.



Epson Connect Enabled

Wirelessly print your documents from anywhere in the world with Epson Connect's wide range of features:

- **Epson iPrint** – Print from and scan directly to your smart device or online cloud storage services.
- **Epson Email Print** – Print to any Email Print-enabled Epson printer from any device or PC with email access.
- **Remote Print Driver** – Print to a compatible Epson printer anywhere in the world via the Internet using a PC with Remote Print driver or from mobile devices via the Epson iPrint app.
- **Scan to Cloud** – Share your scans through email or store them online in cloud storage services.

Other mobile solutions:

- **Apple® AirPrint™**
- **Mopria™ Print Service**

For more information on Epson Connect, please visit <http://www.epson.com.sg/connect>

Robust Security Features

Secured Printing with PIN Release

Print confidential documents by setting a PIN to a print job for release on the printer panel.

IP Address Filter

Secure your documents by preventing unauthorised devices from connecting to the printer.

Panel Admin Mode

Set a password to access and change administrator settings for the printer. This prevents unauthorised users from changing the printer settings.

Limited Access Function

Reduce risk of information leaks by limiting the access to functions for up to 10 user accounts.

LDAP Address Book

Prevent information leaks by using the address book registered in the LDAP server to accurately select recipient's email addresses.

Model Number	WF-C878R	WF-C879R
<b>Printing</b>		
Printing Method	PrecisionCore™ Print Head	
Nozzle Configuration	800 nozzles each colour (Black, Cyan, Magenta, Yellow)	
Print Direction	Bi-directional printing, Uni-directional printing	
Maximum Resolution	4,800 x 1,200 dpi (with Variable-Sized Droplet Technology)	
Minimum Ink Droplet Volume	4.6 pl	
Print Speed <sup>1</sup>		
Max Draft Text - Memo (A4)	Approx. 35 ppm / 35 ppm (Black <sup>#1</sup> / Colour <sup>#2</sup> )	Approx. 35 ppm / 35 ppm (Black <sup>#1</sup> / Colour <sup>#2</sup> )
ISO 24734, A4, Simplex	Approx. 25 ipm / 24 ipm (Black / Colour)	Approx. 26 ipm / 25 ipm (Black / Colour)
ISO 24734, A4, Duplex	Approx. 17 ipm / 16 ipm (Black / Colour)	Approx. 18 ipm / 17 ipm (Black / Colour)
ISO 24734.2, A3, Simplex	Approx. 13 ipm / 13 ipm (Black / Colour)	Approx. 13 ipm / 13 ipm (Black / Colour)
ISO 24734.2, A3, Duplex	Approx. 11 ipm / 11 ipm (Black / Colour)	Approx. 11 ipm / 11 ipm (Black / Colour)
First Page Out Time	Approx. 5.5 sec (Black / Colour)	
Printer Language	ESC/P-R	
Printer Control Language Emulations	PCL5 / PCL6 / PostScript3 / PDF (ver1.7)	
Memory	3,072 MB	4,224 MB
Maximum Monthly Duty Cycle	75,000 pages per month	
Recommended Monthly Print Volume	2,000 - 10,000 pages per month	
HDD Capacity	-	320GB
Automatic 2-sided printing	Yes	
<b>Copying</b>		
Copy Speed		
ISO 29183, A4, Simplex (Flatbed)	Approx. 23 ipm / 22 ipm (Black / Colour)	Approx. 24 ipm / 23 ipm (Black / Colour)
ISO 24735, A4, Simplex (ADF)	Approx. 21 ipm / 21 ipm (Black / Colour)	
ISO 24735, A4, Duplex (ADF)	Approx. 15 ipm / 15 ipm (Black / Colour)	
Maximum Copies from Standalone	999 copies	
Maximum Copy Resolution	600 x 600 dpi	
Reduction / Enlargement	25 - 400%, Auto Fit Function	
Copy Paper Size (Flatbed)	A3, B4, Legal, Indian-Legal, 8.5x13in, Letter, A4, B5, A5, B6, A6, 16K, 8K, 13x18cm, HV 16:9 Wide, 10x15cm, #10, DL, C4, C6	
Maximum Copy Size	A3	
<b>Scanning</b>		
Scanner Type	Flatbed colour image scanner	
Sensor Type	Mono CIS	Colour CIS
Optical Resolution	1,200 x 2,400 dpi	600 x 600 dpi
Maximum Scan Area	297.18 x 431.8 mm (11.7 x 17")	
Scanner Bit Depth		
Colour	30-bit input, 24-bit output	
Grayscale	10-bit input, 8-bit output	
Black & White	10-bit input, 1-bit output	
Scan Features	Scan to Memory Device, Scan to Network Folder/FTP, Scan to Email, Scan to Computer (Document Capture Pro), Scan to Computer (WSD)	
Scan Speed (A4 Landscape, Flatbed / ADF Simplex / ADF Duplex)		
200 dpi      Monochrome	4.0 sec / 25 ppm / 45 ipm	3.7 sec / 50 ppm / 100 ipm
Colour	5.0 sec / 25 ppm / 45 ipm	3.7 sec / 50 ppm / 100 ipm
<b>ADF Function</b>		
Support Paper Thickness	52-128 g/m <sup>2</sup>	38 - 128 g/m <sup>2</sup>
Paper Capacity	50 sheets (80 g/m <sup>2</sup> )	150 sheets (80 g/m <sup>2</sup> )
Automatic 2-sided Scan / Copy	Yes	
<b>Fax Function</b>		
Type of FAX	Walk-up black-and-white and colour fax capability	
Receive Memory / Page Memory	6 MB, Page memory up to 550 pages (ITU-T No.1 chart)	
Error Correction Mode	ITU-T T.30	
FAX speed (data transfer rate)	Up to 33.6kbps, Approx. 3sec/page	
FAX Resolution		
Black & White	Standard: 8pels/mm x 3.85lines/mm, Fine: 8pels/mm x 7.7lines/mm, Super Fine: 8pels/mm x 15.4lines/mm, Ultra Fine: 16pels/mm x 15.4lines/mm	
Colour	Fine: 200 x 200 dpi, Photo: 200 x 200 dpi	
Transmission Paper Size		
Flatbed	A5 to A3/Ledger	
ADF	A5 to A3/Ledger	
Receiving Paper Size	HLT, A5, B5, A4, LT, LGL, B4, 11 x 17in, A3	
Speed Dial / Group Dial	Up to 2,000 numbers, 200 groups	
Fax Features	PC Fax (Transmission/Receive), Automatic Redial, One Touch Dial, Address Book, Transmit Reservation, Broadcast Fax (Mono only), Polling Reception, Fax Preview, Fax to E-mail, Memory Reception, Fax to Folder	

<b>Dimensions &amp; Weight</b>	
<b>WF-C878R</b>	
Weight (without consumables): 59.7kg (131.6lb)	
<b>WF-C878R with 3 x Optional Paper Cassettes &amp; Printer Stand</b>	
Weight (without consumables): 125.1kg (275.8lb)	
<b>WF-C879R</b>	
Weight (without consumables): 75.6kg (166.7lb)	
<b>WF-C879R with 3 x Optional Paper Cassettes &amp; Printer Stand</b>	
Weight (without consumables): 141.0kg (310.9lb)	