

SPECIFICATIONS

MODEL NUMBER	SC-T5730DM	SC-T7730DM
SKU Code	C11CH82402	C11CH84401
Printer Width	36"	44"
Printing Technology	PrecisionCore MicroTFP Printhead	
Print Head	9,600 Nozzles (400 nozzles x 24 channels x 1 head)	
Nozzle Configuration	2,400 x 1,200 dpi	
Maximum Resolution	3.5pl	
Minimum Ink Droplet Volume	±0.1% or ±0.26mm	
Line Accuracy	0.08mm ¹ (0.02mm ²)	
Minimum Line Width		
Print Speed	A0 Size	B0 Size
	Plain Paper: 25 sec (Draft), 32 sec (Speed) 184 sec (High Quality)	Plain Paper: 35 sec (Draft), 46 sec (Speed) 258 sec (High Quality)
	Premium Glossy Photo Paper 170gsm: 108 sec (Speed), 184 sec (Quality), 417 sec (Max Quality)	Premium Glossy Photo Paper 170gsm: 152 sec (Speed), 281 sec (Quality), 614 sec (Max Quality)
	A1 Landscape Size	
	Plain Paper 300x600 dpi Line Draw/Draft: 16 sec, 600x600 dpi Line Draw/Speed: 23 sec	
	A0 Size	
	Plain Paper 300x600 dpi Line Draw/Draft: 28 sec, 600x600 dpi Line Draw/Speed: 43 sec	
	A0 Size	B0 Size
	Plain Paper 300x600dpi EPSON Vivid/Speed: 32 sec	Premium Glossy Photo Paper 170gsm: 1200x1200dpi, EPSON Standard (sRGB)/ Quality: 281 sec
CAD		
Poster		
Scanning	Dual LED	
Light Source	600 dpi	
Optical Resolution	4.5 ips (Colour) / 10 ips (Mono)	
Scan Speed (200 dpi)	30.5m	
Maximum Scan Length	±0.1%	
Scan Accuracy	Scan to Network Folder/FTP, Scan to Email, Scan to Memory Device, Scan to Computer (Document Capture Pro), Scan to Computer (WSD)	
Scan Features		
Copying	25 to 755%	
Scaling	99 copies	
Maximum Copies		
Ink System	UltraChrome XD3 Pigment Ink	
Ink Type	Cyan, Magenta, Yellow, Red, Matte Black, Photo Black	
Colours		
Paper Handling	Roll (Double Roll), Cut Sheet (Manual Feed), Poster Board (Manual Feed)	
Paper Path	2/3" Core, Max. 170mm/12.5kg	
Maximum Roll Diameter/Weight	Roll: 254 – 914mm	Roll: 254 – 1,118mm
Paper Width	Cut Sheet: 203 – 914mm	Cut Sheet: 203 – 1,118mm
	Top, Bottom: Min. 3mm right, left: Min. 0mm	Top, Bottom: Min. 3mm, Bottom: Min. 12.7mm right, left: Min. 0mm
Margin (Roll Paper) ³	Roll: 0.07mm – 0.8mm	
Margin (Cut Sheet) ³	Cut Sheet: 0.07mm – 0.8mm	
Media Thickness	Poster Board: 0.8mm – 1.5mm	
	914, 841, 728, 700, 610, 594, 515, 508, 500, 432, 406, 356, 330, 300, 254	1118, 1030, 914, 841, 728, 700, 610, 594, 515, 508, 500, 432, 406, 356, 330, 300, 254
Borderless Width Sizes (mm)		
Connectivity	USB 3.0, Ethernet (100BASE-TX/1000BASE-T), Wi-Fi (IEEE802.11b/g/n)	
Interface	Wi-Fi Direct (Simple AP)	
Wi-Fi Direct	Yes ⁴	
USB Host	Supported Format: PDF, TIFF, JPEG, HP-GL/2, HP RTL	
USB Direct Print	4.3" Touch Screen	
Control Panel	ESC/R raster, HP-GL/2 ⁵ , HP RTL ⁵ , Adobe PostScript 3, Adobe PDF 1.7	
Printer Languages	Epson Smart Panel, Apple AirPrint	
Mobile Solutions	Physical: 6GB (Printer) + 4GB (Adobe PostScript unit) + 3GB (Scanner) + 960GB (SSD)	
Memory	Virtual memory for HP-GL/2 ⁵ : 128GB, Scanner: 8GB	
Software Information	Windows XP, Vista, 7, 8, 8.1, 10, 11	
Supported OS	Windows Server 2003 SP2 or later, 2008, 2012, 2016, 2019, 2022	
	Mac OS X 10.6.8 or later	
Software Solutions	LFP Accounting Tool, Epson Device Admin, Epson Print Admin, Epson Print Admin Serverless, Document Capture Pro, Document Capture Pro Server, Epson Cloud Solution PORT, Epson Edge Print Pro	
Electrical Specifications	AC 100-240V 50/60Hz	
Voltage	3.4-1.6A	
Rated Current	Operating: Approx. 90W / Ready: Approx. 44W / Sleep: Approx. 2.0W	
Power Consumption	Standby: Approx. 0.3W	
Environmental Conditions	Operating: 10°C to 35°C, Storage: -20°C to 40°C	
Temperature	Operating: 20% to 80% (no condensation), Storage: 5% to 85% (no condensation)	
Humidity	Operating: Approx. 50dB(A)	
Sound Pressure	Operating: Approx. 6.6dB(A)	
Sound Power	Printer, Initial ink cartridge, AC power cable, Setup guide, Software CD-ROM, Maintenance box	
What's In The Box		

¹ ISO/IEC 24790, Single weight matte paper, CAD/Line Drawing, Speed, High Speed=Off, Finest Detail=On.

² Addressable.

³ It differs depend on applications/media.

⁴ Not supported for USB memory with an encryption or security function. Not-guarantee connected through USB memory reader/writer or extension cable.

⁵ It is recommended to do test before purchasing printer if HP-GL/2 or HP RTL direct print is used, because whether supported or not depends on application or data.

Find out more at www.epson.com.sg/technical-printing

[f](#) EpsonSingapore [@](#) EpsonSingapore [v](#) EpsonSoutheastAsia [in](#) Epson Singapore

Epson Singapore Pte Ltd 438B Alexandra Road, Block B Alexandra Technopark, #04-01/04, Singapore 119968. Tel: (65) 6586-5500
Epson Customer Care Center 100G Pasir Panjang Road, #01-09 Interlocal Centre, Singapore 118523. Epson Helpdesk: 800 120 5564. Please refer to www.epson.com.sg/contact for opening hours.

Dimensions and Weight


SC-T5730DM

Weight: Approx. 150 kg



SC-T7730DM

Weight: Approx. 166 kg



INK CARTRIDGE

110ml

Photo Black	C13T51F100
Cyan	C13T51F200
Magenta	C13T51F300
Yellow	C13T51F400
Matte Black	C13T51F800
Red	C13T51FF00

350ml

Photo Black	C13T50Y100
Cyan	C13T50Y200
Magenta	C13T50Y300
Yellow	C13T50Y400
Matte Black	C13T50Y800
Red	C13T50YF00

700ml

Photo Black	C13T50R100
Cyan	C13T50R200
Magenta	C13T50R300
Yellow	C13T50R400
Matte Black	C13T50R800
Red	C13T50RF00

©2023 Epson Singapore Pte Ltd. All Rights Reserved. Reproduction in part or in whole, without the written permission from Epson, is strictly prohibited.

EPSON is a registered trademark of Seiko Epson Corporation.

All other product names and other company names used herein are for identification purposes only and are the trademarks or registered trademarks of their respective owners.

Epson disclaims any and all rights in those marks. Projected images shown herein are simulations. The actual product design and contents may vary. Specifications are subject to change without notice and may vary between countries. Please check with local Epson offices for more information.

Apple, iPad and iPhone are trademarks of Apple Inc., registered in the U.S. and other countries. App Store is a service mark of Apple Inc.

Android is a trademark of Google Inc.

Dealer's Stamp

Information correct at time of printing.
Printed March 2023

LARGE FORMAT TECHNICAL PRINTERS SURECOLOR SC-T5730DM/T7730DM

EPSON

PRECISION PRINTING WITH ULTRA PRODUCTIVE SCANNING SOLUTION.




SC-T7730DM

SC-T5730DM

Exceptional performance, spectacular precision, and true-to-life colours from your SureColor printer.

Be ready to amplify your ideas and showcase them in spectacular precision with Epson's SureColor all-in-one multi-function technical printers SC-T5730DM and SC-T7730DM. Equipped with PrecisionCore MicroTFP printheads for precise printing and vivid colour-accurate prints using the UltraChrome XD3 inks, it brings top-class accuracy and efficiency in every print. On top of versatile printing capabilities, the printers come equipped with user-friendly functions and secured management for businesses to enjoy a seamless printing process. Get ready to be mesmerised by the exceptional line printing accuracy and top-class efficiency.



IT'S IN THE DETAILS.



Epson Edge Print Pro



Built-in Large Format Scanning

Digitise and share your designs and artwork of up to 36" with the built-in Large Format Scanner from the panel, PC or mobile devices.

Reliable Productivity

Reduce downtime with high capacity ink cartridges and dual roll media feed for increased non-stop productivity.

Secured Management

Supports print authentication using an NFC card reader* and remote device management with print volume tracking.

*Users would be required to set up a Windows server to use Epson Print Admin.

LARGE FORMAT TECHNICAL PRINTERS
SURECOLOR SC-T5730DM/T7730DM

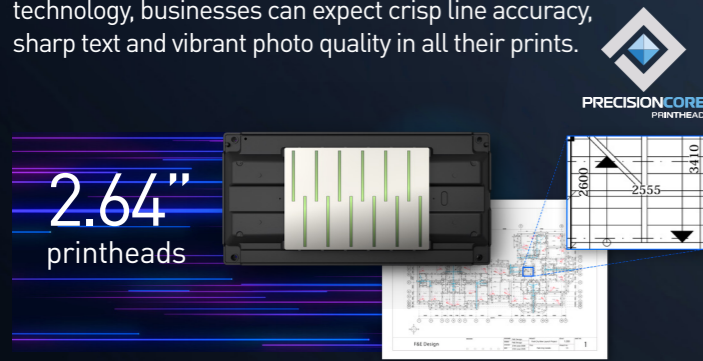
T
SERIES

Even when the tiniest details matter, you can trust the SureColor SC-T5730DM and SC-T7730DM technical printers to help your businesses deliver remarkable results in every print. Achieving outstanding accuracy even for the finest lines with PrecisionCore printhead technology and an all-new chassis design, the printer also uses a range of top-class technology such as Variable Size Dot Technology to deliver vibrant, crisp prints at fast print speeds.

Precise, Accurate And Compact

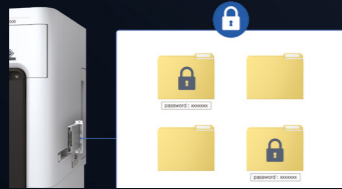
PrecisionCore Micro TFP Printhead

The larger 2.64" printhead delivers increased productivity from faster speed coupled with industry-leading precise droplet formation. Using the variable-sized droplets technology, businesses can expect crisp line accuracy, sharp text and vibrant photo quality in all their prints.



Self-Encrypting SSD

With the self-encrypting SSD, enjoy improved performance and handling of large print data. The 960GB additional storage memory allows the capability to create folders for PC-less production printing with its data secured by AES-256 and protected by a TPM chip. Users can also opt to set up password protection for specific folders in the in-built storage.



Built-in Large Format Scanner

Digitise and share your designs and documents with the built-in Large Format Scanner. Make a copy or convert originals of up to 36" width to digital format directly from the panel, PC or mobile devices. Simplify your scanning workflow with Document Capture Pro Solutions.


Support pull scanning with

- Epson Scan 2
- Document Capture Pro
- Epson Smart Panel



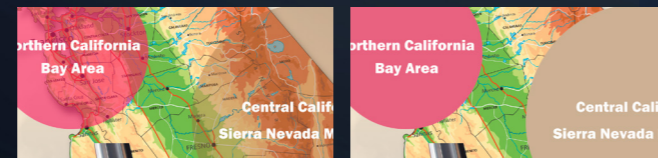
Outstanding Print Quality and Performance

Achieving the finest details both on paper and special media, the UltraChrome XD3 inks with new red ink produces prints in rich and vivid colours, especially for POP materials. Featuring six colours, including the all-new gamut-expanding red ink, businesses can print everything from everyday technical drawings to graphics and renderings. Water-, smudge- and fade-resistant, this cutting-edge pigment ink produces durable, vibrant, and long-lasting prints.



Improved Performance with Adobe PostScript

Delivering prints with improved accuracy for transparent and overprint layers, as well as faster processing time for PDF and PS output. This includes additional support for printing of EPS, PDF, PS, TIFF, JPEG and Cals-G4 data.



Accurate Not accurate

Improved Media Handling

With dual-roll capability, the operator's workload is reduced and productivity is maximised. Using the function for automatic selection of different media types and sizes, the second reel can be used as a take-up reel for unattended non-stop operation. The sensor detection also allows easy loading and unloading of media for a fuss-free operation.

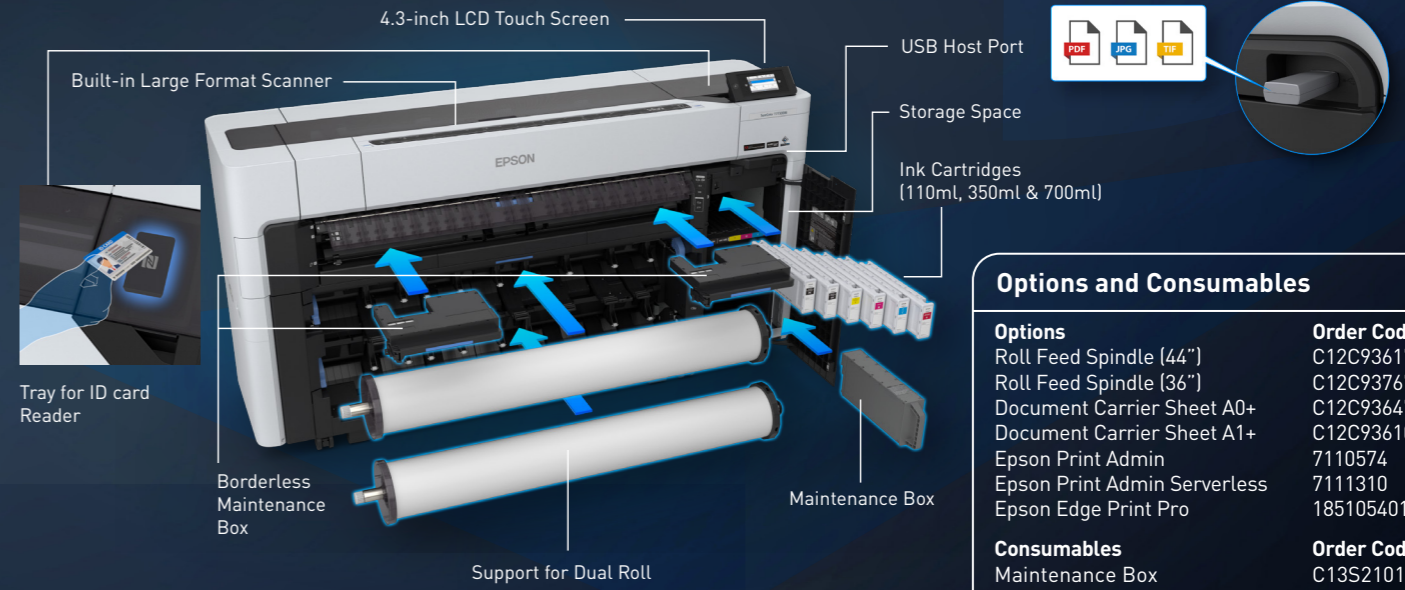


Take-up Reel Automatic Roll Switch

Ease-Of-Use Features

Full Frontal Operation Design

Intuitive front loading improves convenience for operators with an innovative full frontal operation design. For non-stop productivity and increased efficiency, operational downtime is reduced with high capacity ink cartridges, storage space for consumables, and dual rollers. Operators can easily check printer status on the 4.3" LCD touch screen, and print directly from USB storage devices.



Options and Consumables	
Options	Order Code
Roll Feed Spindle (44")	C12C936171
Roll Feed Spindle (36")	C12C937671
Document Carrier Sheet A0+	C12C936471
Document Carrier Sheet A1+	C12C936101
Epson Print Admin	7110574
Epson Print Admin Serverless	7111310
Epson Edge Print Pro	185105401
Consumables	Order Code
Maintenance Box	C13S210115
Borderless Maintenance Box	C13S210116
Printer Cutter Blade	C13S210117
Cleaning Stick	C13S090013

Software Solutions

Print Management

Epson Print Admin* is a centralised print management solution that creates a secure printing and scanning environment through user authentication. Improve convenience with document distribution and pull printing, set rules and quota for better cost savings. A serverless version is available for organisations that require simple print management.

*Epson Print Admin requires a Windows Server.
 Epson Print Admin Serverless requires SSD Option.

Document Capture Pro

Simplify your scanning workflow and automate your scanning tasks at the touch of a button with up to 30 customisable job settings and send documents to popular cloud storage services for collaboration.

Document Capture Pro Server

Centralise your scanning tasks and manage your fleet of up to 1,000 scanning devices with a web browser without the need to install drivers on each computer. Locate documents easily and improve document security with index logs.

Fleet Management and Production Monitor

With the Epson Device Admin, operators can easily deploy and monitor the status of a fleet of mixed Epson devices. The IT admin can automatically update, troubleshoot, provide timely support, and also generate reports for accountability and cost savings. Operators can also monitor the live production status of equipment with Epson Cloud Solution PORT. Improve efficiency, optimise printing workflow, and reduce downtime by receiving accurate support from Epson conveniently with remote troubleshooting.

Epson Edge Print Pro

An easy to use RIP software by Epson to provide the best print quality by maximising the printer's capability with advanced imaging processing technologies. High print performance and accuracy with Adobe PS engine to process PostScript data, the software is able to handle job and colour management for improved efficiency and colour accuracy.

Epson Smart Panel

Simplify the set up, monitor and control of your multi-function devices with Epson Smart Panel mobile app. Print and Scan directly from your mobile devices and integrate with cloud solutions for easy collaboration.

