

Trusted Productivity

Wireless Connectivity

The T-series is integrated with Wi-Fi and Wi-Fi Direct, making it convenient to print right from smart devices from anywhere in the office. The Wi-Fi Direct function acts as an access point, allowing devices to connect directly to the printer without a router. Additionally, the T-series printers come equipped to allow direct wireless printing from any Apple devices through Apple AirPrint*, without the need for any additional drivers.

*Apple AirPrint is a trademark of Apple Inc.



Epson Cloud Solution PORT

Epson Cloud Solution PORT is a cloud-based solution for Epson end users. This software provides users with the status of the connected printer and alerts for troubleshooting if required. The Production Monitor allows users to visualise printer operational status, track usage and print job cost, conveniently from their PC or smart devices.



High Capacity 700ml Ink Cartridge

Next-generation UltraChrome XD2 pigment inks deliver durable, vibrant prints with brilliant color and crisp lines. Available in a larger 700ml cartridge size* for an uninterrupted printing with minimum downtime.



*For SC-T3435 & SC-T5435 only.

Consumables & Options

Model	Size	Order Code	SC-T3435/SC-T5435	SC-T5430M	Options	SC-T3435	SC-T5435	SC-T5430M
Black Ink Cartridge	110ml	C13T41Q500	●	●	Roll Feed Spinder (24") C12C933281	●		
Cyan Ink Cartridge	110ml	C13T41Q200	●	●	Roll Feed Spinder (36") C12C933301		●	●
Magenta Ink Cartridge	110ml	C13T41Q300	●	●				
Yellow Ink Cartridge	110ml	C13T41Q400	●	●				
Black Ink Cartridge	350ml	C13T41D500	●	●				
Cyan Ink Cartridge	350ml	C13T41D200	●	●				
Magenta Ink Cartridge	350ml	C13T41D300	●	●				
Yellow Ink Cartridge	350ml	C13T41D400	●	●				
Black Ink Cartridge	700ml	C13T41C500	●	●				
Cyan Ink Cartridge	700ml	C13T41C200	●	●				
Magenta Ink Cartridge	700ml	C13T41C300	●	●				
Yellow Ink Cartridge	700ml	C13T41C400	●	●				
Others					Maintenance Box Auto Cutter Spare Blade Borderless Replacement Pad Kit			C13T699700 C13S902007 C13S400064

SPECIFICATIONS

Model Name	SC-T3435	SC-T5435	SC-T5430M						
Printer Width	24"	36"							
Print Technology	PrecisionCore TFP Printhead								
Print Head	3,200 nozzles (800 nozzles x 4 channels x 1 head)								
Nozzle Configuration	2,400 x 1,200 dpi								
Maximum Resolution	4.0 pl								
Minimum Ink Droplet Volume	±0.1% or ±0.26 mm								
Line Accuracy	0.07 mm ⁻¹ (0.02 mm ⁻²)								
Print Speed									
POP	24 sec (A1)	36 sec (A0)	-						
CAD (A1)	25 sec	22 sec	22 sec						
Ink System	UltraChrome XD2 Pigment Ink								
Ink Type	Cyan, Magenta, Yellow, Black								
Colours									
Paper Handling	2/3" Core, Max. 170 mm/8kg								
Maximum Roll Diameter / Weight	2/3" Core, Max. 170 mm/12kg								
Paper Width	Roll: 254 mm to 610 mm Cutsheet: 210 mm to 610 mm	Roll: 254 mm to 914 mm Cutsheet: 210 mm to 914 mm							
Media Type	Inkjet Coated Paper, Tracing Paper, Plain Paper								
Side Margin	Roll Paper: 3 mm (Borderless: 0 mm) Cut Sheet: 3 mm (Top) / 20 mm (Bottom) / 3 mm (Left/Right) [Borderless: 3 mm (Top) / 20 mm (Bottom) / 0 mm (Left/Right)] Roll: 0.08 mm to 0.3 mm / Cutsheet: 0.08 mm to 0.3 mm								
Media Thickness	Yes								
Borderless Print	Yes								
Connectivity	USB 3.0, Ethernet (100BASE-TX / 1000BASE-T), Wi-Fi (IEEE802.11b/g/n)								
Interface	Wi-Fi Direct (Simple AP)								
Wi-Fi Direct	Yes								
USB Direct	Yes								
Control Panel	4.3" Touch Screen								
Printer Languages	ESC/P raster HP-GL/2, HP RTL ⁻³								
Scanner Integration	<table border="1"> <tr> <td>Document Scanner Epson WorkForce DS-530, DS-6500, DS-60000</td> <td>Built-In Scanner Sensor: CIS with RGB Filters Light Source: Dual LED Optical Resolution: 600dpi Scan Speed (200dpi): 4.5 ips (Colour) / 7.5 ips (Mono) Maximum Scan Length: 30.5 m</td> </tr> <tr> <td>Business Inkjet Printers WF-R8591, WF-C869R, WF-C878R, WF-C879R, WF-C17590, WF-C20590, WF-C20600, WF-C20750, WF-C21000, WF-M20590</td> <td>Copy Scaling: 25 to 400% Maximum Copies: 99</td> </tr> <tr> <td></td> <td>Media Thickness: 0.8 mm</td> </tr> </table>			Document Scanner Epson WorkForce DS-530, DS-6500, DS-60000	Built-In Scanner Sensor: CIS with RGB Filters Light Source: Dual LED Optical Resolution: 600dpi Scan Speed (200dpi): 4.5 ips (Colour) / 7.5 ips (Mono) Maximum Scan Length: 30.5 m	Business Inkjet Printers WF-R8591, WF-C869R, WF-C878R, WF-C879R, WF-C17590, WF-C20590, WF-C20600, WF-C20750, WF-C21000, WF-M20590	Copy Scaling: 25 to 400% Maximum Copies: 99		Media Thickness: 0.8 mm
Document Scanner Epson WorkForce DS-530, DS-6500, DS-60000	Built-In Scanner Sensor: CIS with RGB Filters Light Source: Dual LED Optical Resolution: 600dpi Scan Speed (200dpi): 4.5 ips (Colour) / 7.5 ips (Mono) Maximum Scan Length: 30.5 m								
Business Inkjet Printers WF-R8591, WF-C869R, WF-C878R, WF-C879R, WF-C17590, WF-C20590, WF-C20600, WF-C20750, WF-C21000, WF-M20590	Copy Scaling: 25 to 400% Maximum Copies: 99								
	Media Thickness: 0.8 mm								
Memory	1GB	1 GB + 8GB ⁻⁴							
Software Information	Windows XP SP3 or later / Vista / 7 / 8 / 8.1 / 10, Windows Server 2003 / 2008 / 2012 / 2016 / 2019, Mac OS X 10.6.8 or later								
Printer Management Tools	Epson Edge Dashboard, LFP Accounting Tool, Epson Device Admin, Epson Cloud Solution PORT								
Electrical Specifications	AC 100-240V, 50/60Hz, 2.8A								
Rated Voltage / Frequency / Current									
Power Consumption	Operating: Approx. 34W Ready: Approx. 13W Sleep: Approx. 13W Power Off: Approx. 0.25W	Operating: Approx. 38W Ready: Approx. 13W Sleep: Approx. 1.3W Power Off: Approx. 0.25W	Operating: Approx. 38W Ready: Approx. 13W Sleep: Approx. 1.6W Power Off: Approx. 0.25W						
Environmental Conditions	Operating: 10°C - 35°C, Storage: -20°C - 40°C								
Temperature									
Humidity	Operating: 20 - 80% (No Condensation), Storage: 5 - 85% (No Condensation)								
Sound Pressure	Operating: Approx. 49dB(A), Sleep: Approx. 32dB(A)	Operating: Approx. 50dB(A), Sleep: Approx. 32dB(A)	Operating: Approx. 50dB(A), Sleep: Approx. 32dB(A)						
Sound Power	Operating: Approx. 7.5B(A)	Operating: Approx. 7.5B(A)	Operating: Approx. 7.5B(A)						
Printer Dimensions and Weight (Without Ink)	1,080 x 750 x 1,060 mm 1,385 x 750 x 1,070 mm 1,385 x 966 x 1,070 mm								
Dimensions With Stand (W x D x H)									
Weight With Stand	64 kg	76 kg	89 kg						
What's In The Box	Printer, Printer Stand, Initial Ink Cartridge, AC Power Cable, Setup Guide, Software CD-Rom, Maintenance Box								
Warranty	3-years Warranty								

¹ ISO/IEC 24790, single weight matte paper, CAD/Line Drawing, Max Quality, High Speed - Off, Finest Detail - On.
² Addressable.
³ HP-GL/2 and HP RTL are trademarks of Hewlett-Packard Company.
⁴ For scanner data processing.

Find out more at www.epson.com.sg/technical-printing

EpsonSingapore

Epson Singapore Pte Ltd
Epson Customer Care Centre
438B Alexandra Road, #04-01/04 Block, B Alexandra Technopark, Singapore 119983. Tel: (65) 6588-5500
100G Pasir Panjang Road, #01-09 Infocore Centre, Singapore 118523. Epson Helpdesk: 800 120 5564
Opening hours: Monday - Friday, 9am to 5pm. Closed on Saturday, Sunday and Public Holiday. Please refer to www.epson.com.sg/contact for updated opening hours.

Dimensions and Weight (With Stand)


SureColor SC-T3435
Weight: 64kg (without ink cartridges)



SureColor SC-T5435
Weight: 76kg (without ink cartridges)



SureColor SC-T5430M
Weight: 89kg (without ink)



© 2021 Epson Singapore Pte Ltd. All Rights Reserved. Reproduction in part or in whole, without the written permission from Epson, is strictly prohibited. EPSON and EXCEED YOUR VISION are registered trademarks of Seiko Epson Corporation. All other product names and other company names used herein are for identification purposes only and are the trademarks or registered trademarks of their respective owners. Epson disclaims any and all rights in those marks. Print samples shown are simulations only. Specifications and product availability are subject to change without notice and may vary between countries. Please check with local Epson offices for more information.

Apple, iPad and iPhone are trademarks of Apple Inc., registered in the U.S. and other countries. App Store is a service mark of Apple Inc.

Dealer's Stamp

Information correct at time of printing
Printed June 2021

GO BIG ON EXCEPTIONAL ACCURACY.



Take your plans to a bigger scale with the Epson T-Series technical printers.

The T-Series printers enhances your ideas by showcasing them in a big way with stand-out performance, impeccable precision, and exceptional engineering. Devised for precision and reliability, the printer comes with the PrecisionCore printheads and UltraChrome XD2 ink, now with bigger ink capacity*, to help businesses go big on their plans.

GO BIG on the details and find out more from our printing experts.



IT'S IN THE DETAILS.



Impeccable Print Quality

Ability to print A1 printouts in up to 22 seconds with accurate and sharp lines.

Compact and User-Friendly Design

Sleek and minimally designed, catering to tight spaces.

Trusted Productivity

Print from anywhere in the office via your smart devices with the built-in Wi-Fi.

*For SC-T3435 and SC-T5435 only.

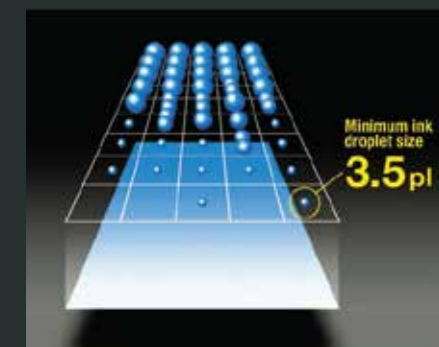
For precision right down to the finest details, the SureColor T-series printers helps you achieve exceptional results. With the breakthrough PrecisionCore printheads and the next-generation UltraChrome XD2 pigment ink, deliver durable, vibrant prints with crisp line accuracy at an outstanding speed. Impress with prints that are consistently fast, precise and reliable.



PrecisionCore Printhead Technology

Equipped with the next-generation PrecisionCore printhead technology that prolongs printhead longevity, the T-series delivers impeccable print speed, quality and reliability. Achieve remarkable print speeds that will print A1 printouts in 22 seconds* – the fastest in speed among all Epson T-Series printers.

With Nozzle Verification Technology, monitor nozzle health and enjoy smooth printing without interruptions, automatically adjusting print quality, even during printing.



The PrecisionCore technology, as well as Variable Size Dot Technology, allow the ink droplets to be controlled to the fineness of 3.5 picolitres, ensuring precision in every print.

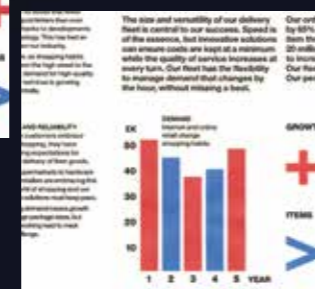
*Print speed is based on the SC-T5435 and SC-T5430M.

Outstanding Quality

With an improved formulation that works especially well with plain paper and special media such as tracing paper, the UltraChrome XD2 uses pigment ink for CMYK to provide quality, and to deliver accurate and sharp line printing that is suitable for vector images or luster data. The all-pigment UltraChrome XD2 ink achieves less bleed through and is also water resistant, allowing it to better withstand harsh weather conditions compared to dye-inks.



Dye



Pigment

Compact, User-Friendly Design

Small Footprint

Sleek and minimally designed, the T-series has a comfortable size that fits into tight work spaces effortlessly. At just 1080 x 750 x 1060mm, the SC-T3435 has a small footprint.



User Convenience In Mind

Designed with the user in mind, the printer will hold on to print jobs until it is ready for collection, to prevent it from dropping to the ground.

User-friendly Features*

The printer enables easy handling by a single user. With the scanner being easily opened, it becomes hassle-free for maintenance, or to clear out jams.

*For SC-T5430M only.


Control At Your Fingertips

A 4.3 inch touch panel on the T-series gives you the convenience of an easy setup and a PC-less operation that just makes things extra efficient.



Ergonomically Design

The T-series printers' smart design can cater to users of different heights to help make it comfortable for them to load the media as well as to operate the printers.



Advanced Scanning Capabilities*

RGB Filters With Dual LEDs

In-built with RGB Filters and dual LEDs, the CIS Scanner on the SC-T5430M scans documents with greater clarity. Highlighter colours are clearly reflected, while wrinkle shadows are muted.

Supports Various Scan Modes

Watercolour Rendering
 Enable scans without breaking the gradation in watercolour renderings.

Recycled Paper Correction
 Corrects the colour tone from recycled papers.

Tracing Paper Correction
 Corrects the colour tone from tracing papers.

Blue Print Scanning
 Captures every line in a blue print for sharper details.

Inverted Blue Print
 Enable scanning for inverted blue print.

Enlarge Your Documents Seamlessly

Scan and enlarge your printouts in just four easy steps without needing to connect to a computer. The SC-T5430M has an integrated large format scanner that can accommodate large originals for conversion to digital or hard copies.

Using compatible Epson business inkjet multifunction printers or business scanners* for the SC-T3435 and SC-T5435, you can seamlessly enlarge documents at the touch of a button directly from the T-Series printers without the need of a computer.



*Refer to spec sheet.

