

# TRANSFORM YOUR OFFICE WITH EFFICIENT, ECO-CONSCIOUS PRINTING.



## Maximise Office Efficiency with High-Productivity A3 Printing Solutions.

The Epson WorkForce Pro EM-C8100/8101 multifunction printers, featuring advanced Heat-Free Technology, offer efficient A3 duplex printing and scanning. Designed for modern offices, these inkjet printers consume less power than traditional laser models, making them ideal for printing environments. With faster printing speeds and reduced operational costs – thanks to fewer part and consumable replacements – these printers ensure reliable, high-performance productivity for diverse workplace needs.



ISO Print Speed  
(Simplex)



High Yield  
Ink Pack (Black)



High Yield  
Ink Pack (Colour)



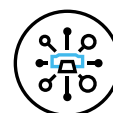
Duplex Printing  
and Scanning



Wi-Fi and  
Wi-Fi direct



Ethernet



Open Platform  
Enabled



Epson Connect

ENGINEERED FOR good

GO GENUINE  
Original Supplies, Quality Prints

DURABrite  
Pro  
INK

PRECISIONCORE  
HEAT-FREE

### Fast, High-Volume Printing

Print up to 26 pages per minute\* with a quick 5.5-second first-page-out time, ideal for high-demand office environments.

### Cost-Effective Efficiency

Cut costs with energy-efficient technology and large ink packs, reducing maintenance and replacement parts.

### Eco-Consious Printing

Boost productivity with Epson Heat-Free technology which eliminates the need for heat, cutting energy consumption and reducing waste.

\* For black and white printing. The print speed for colour printing is 25ppm. [EM-C8101]



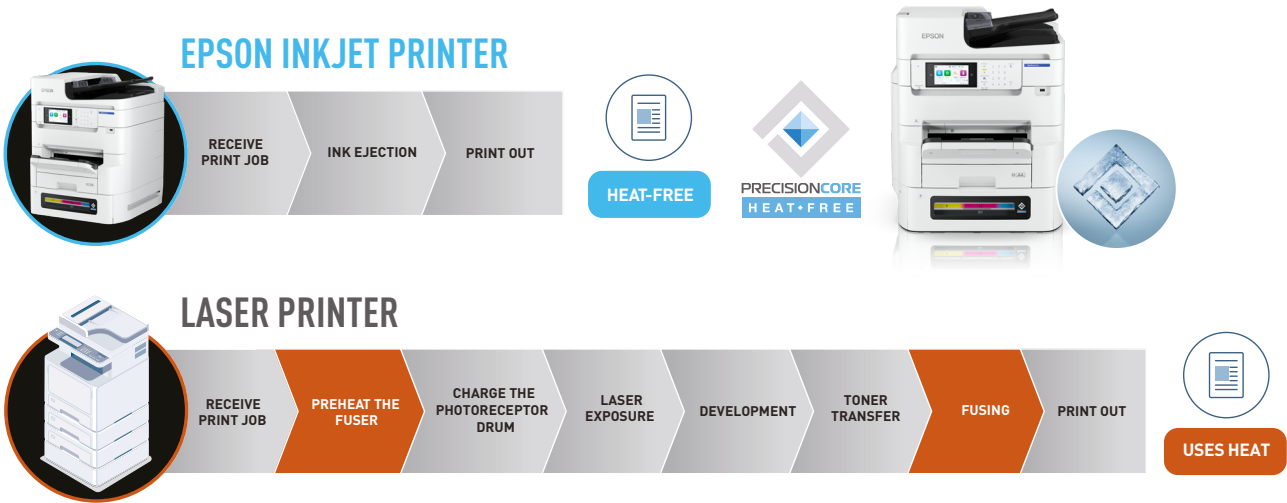
Designed for eco-conscious businesses and compact spaces, the Epson WorkForce Pro EM-C8100/C8101 combines fast, reliable, and cost-efficient performance to outperform laser printers. Featuring Heat-Free technology for energy savings and seamless integration with the Epson Open Platform, it offers high-volume printing to meet evolving business needs while minimising environmental impact.



### PrecisionCore Heat-Free Technology

PrecisionCore represents the next generation of inkjet printhead technology, driving Epson’s high-resolution inkjet printing. It combines advanced component technologies, cutting-edge MEMS\* fabrication, and high-precision assembly processes developed over decades.

Epson’s proprietary Micro Piezo technology, which utilises Heat-Free Technology, distinguishes our printers from the competition. Unlike traditional methods, our Heat-Free printers do not use heat in the ink ejection process. Instead, pressure is applied to the Piezo element, causing it to flex backwards and forwards, thereby ejecting the ink from the printhead.



\*MEMS (Micro Electro Mechanical Systems): Devices possessing mechanically driven elements, manufactured through the application of semiconductor processing technology.

Lower Environmental Impact

The main body of the EM-C8100/C8101 is made from **up to 30%\* recycled plastics**, while not compromising on the compact size and performance of the printer. This makes it an environmentally friendly choice for businesses.

\*The usage ratio of recycled plastic is subject to change depending on the availability of raw materials.

### Compact, High-Performance A3 Printers

The WorkForce Pro EM-C8100 and EM-C8101 printers redefine office A3 colour printing, with the EM-C8101 offering high scanning speed of 64/124 ipm in Simplex/Duplex mode. These compact A3 printers deliver reliable, high-volume paper printing while occupying minimal space, making them perfect for office environments.



#### Media Flexibility

Supports printing on a wide range of media types, including sizes up to A3+, weights up to 256 g/m², and lengths up to 1,200 mm, using the Multipurpose Tray.

#### Retractable Output Tray

Designed with a retractable output tray which activates only when printing or copying in A3 size, preventing documents from falling off. The tray needs to be manually returned to its original position after use.

#### Simplified Navigation

Designed with intuitive colour-coding for each function, it allows users to easily identify and access essential tasks such as print, scan, and copy.

#### Flexible Connectivity

The device supports Ethernet and Wi-Fi for flexible connectivity and features a direct USB port for easy standalone use.\*



#### Improved Paper Handling

Increase paper capacity with up to 4 cassette trays, supporting a total of 1,900 sheets including a multipurpose tray for the EM-C8101.

#### Authentication Device

Supports various ID card readers for authentication function.

\*EM-C8101 supports an additionally 1 Ethernet port and up to 2 Fax ports as options.

Expandable Options for EM-C8101

Manual Stapler

The manual stapler can automatically staple up to 20 sheets of paper supporting paper weights up to 90 g/m². Each staple cartridge has a capacity of 1,000-staples.



## Durable, Low-Maintenance Printing

The Epson WorkForce Pro EM-C8100/C8101 offers a hassle-free printing experience with high-capacity ink packs, reducing the need for frequent consumable changes and minimising waste. Its fast-drying, water-resistant pigment ink safeguards prints from spills, while Epson's DuraBrite Pro ink delivers laser-like quality, resisting water, fading, and smudging for lasting durability and reliability.

### High Capacity Ink Packs

Print up to  
**86,000\***  
Pages in Black

**50,000\***  
Pages in Colour

### Standard Capacity Ink Packs

Print up to  
**20,000\***  
Pages in Black

**20,000\***  
Pages in Colour



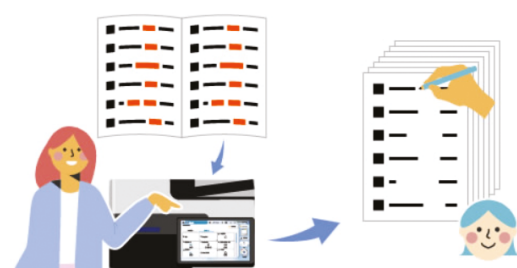
\*Yields based on ISO/IEC 24711/24712 tests in Default Mode printing continuously. Actual yields will be lower with high-density images, hot or dusty conditions, less frequent printing, or printing predominantly with one color. All ink colours are used for printing and printer/all-in-one maintenance, and all colours have to be installed for printing. For print quality, part of the ink from the included cartridges is used for printer startup and a variable amount of ink remains in the cartridges after the "replace cartridge" signal.

## Printer Options

The printer can be upgraded with various options to suit many types of office spaces and work requirements.

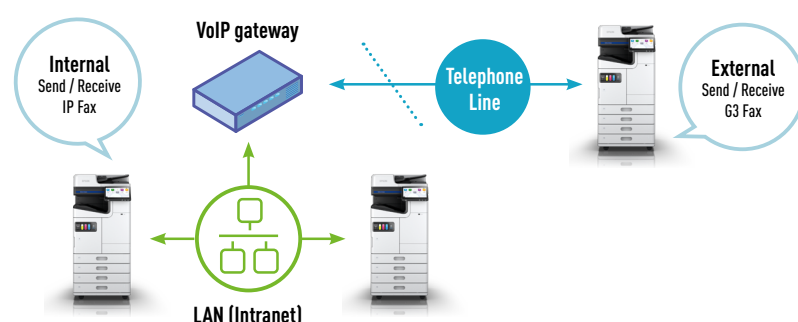
### Erase Red Colour

Removes red coloured objects in the results of scanned image or copy.



### IP-Fax

Enables sending and receiving fax thru IP addresses.



## Streamlined software for greater integration

Take advantage of remote management, customise print options and enjoy seamless compatibility with the Epson WorkForce Enterprise. Integrate these into your existing IT infrastructure to improve productivity and increase efficiency. For more information, please visit [www.epson.com.sg/software-solutions](http://www.epson.com.sg/software-solutions).

### Epson Solutions Suite

#### Fleet Management



#### Epson Device Admin

Enhance IT efficiency with centralised device management and batch deployment. Usage tracking and resource optimisation reduce operation costs, while real-time alerts, remote troubleshooting and firmware upgrades ensure uptime and device security.



#### Epson Remote Service (ERS)

Enhance IT management efficiency by optimising resources and reducing costs with cloud-based remote monitoring, troubleshooting, alerts and reporting. Simplify rental service workflows with accurate billing, timely notifications and efficient support enabled by proactive maintenance, remote diagnosis and control features.

#### Print Management



#### Epson Print Admin

Enforce security with user authentication, secure print release and logs while reducing costs with quotas, print rules and usage reports. Enhance operational efficiency with centralised management, follow-me printing and automatic workflows for while supporting sustainability efforts by reducing waste.



#### Epson Print Admin - Advanced Workflows

Enable advanced scan features within Epson Print Admin. Convert documents into searchable PDF and index files for quick retrieval. Route documents automatically in a batch with job separation, print and scan directly with integration with business cloud storage.

#### Document Management



#### Document Capture Pro

Automate your scanning tasks with an intuitive interface and customisable workflows. Built-in OCR converts documents into searchable PDFs and editable files, enabling easy indexing and retrieval. Sort documents and upload scanned images directly to cloud storage for collaboration.



#### Document Capture Pro - Enhanced OCR

Expand the OCR capabilities supporting up to 40 languages with enhanced accuracy. Enable User-defined Indexing functionality, allowing users to capture text and barcodes from multiple areas of a document and export data to a file, streamlining processing workflows.

For detailed information about Epson Solution Suite, please visit: <https://www.epson.com.sg/Epson-Open-Platform>

## Epson Open Platform

Epson Open Platform enables software vendors to embed their solutions directly with Epson's printing and scanning devices for seamless adaptation to the customer's workflow requirements. It allows for customisation of the user interface, management of workflows and enhanced security supporting ID card readers.



For detailed information about Epson Open Platform, please visit: <https://www.epson.com.sg/Epson-Open-Platform>

## Cloud and Mobile Solutions

### Epson Connect Services



#### Epson Email Print

Print to any Email Print enabled printer from any device that can send email, such as your smartphone, tablet or computer.



#### Remote Print Driver

Print through the internet from any applications with advanced settings on your computer, smartphone or tablet.



#### Scan to Cloud

Scan and send documents directly to an email address or cloud storage right from the device panel without the need for servers.



#### Fax to Cloud

Send received faxes directly to an email address or cloud storage.

### Mobile App



#### Epson Smart Panel

Print, copy, and scan directly with your Epson devices through the app from your smart phones and tablets. Setup and trouble shoot issues with step-by-step guide and access to manuals.

### Driverless Solutions:

Print and scan on the supported devices without the need to install drivers.

- Apple AirPrint
- Mopria™
- Microsoft Universal Print
- ChromeOS

For detailed information about Epson Connect, please visit: <https://www.epson.com.sg/connect>

SPECIFICATIONS

Model Number		EM-C8100		EM-C8101	
SKU Code		C11CL31502		C11CL32502	
Printer Type		Print, Scan, Copy, Fax with ADF			
Printing		PrecisionCore™ Inkjet Technology			
Printing Technology		800 nozzles each colour (Black, Cyan, Magenta, Yellow)			
Nozzle Configuration		Bi-Directional Printing			
Print Direction		4,800 x 1,200 dpi			
Maximum Resolution		5.0 pl			
Maximum Ink Droplet Volume		Up to 35 ppm / 35 ppm			
Print Speed (Black / Colour)		Up to 25 ipm / 24 ipm		Up to 26 ipm / 25 ipm	
Draft Text - Memo, A4 <sup>1</sup>		Up to 17 ipm / 16 ipm		Up to 18 ipm / 17 ipm	
ISO 24734, A4 Simplex		Up to 13 ipm / 13 ipm			
ISO 24734, A4 Duplex		Up to 11 ipm / 11 ipm			
ISO 24734, A3 Simplex		Approx. 5.5 sec / 5.5 sec			
ISO 24734, A3 Duplex		ESC/P-R			
First Page Out Time (A4)		PCL5/PCL6, Compatible with PostScript Level 3			
Printer Language		Up to 75,000 pages / month			
Emulation		Up to 10,000 pages / month			
Maximum Monthly Duty Cycle <sup>2</sup>		Yes (up to A3)			
Recommended Monthly Duty Cycle <sup>3</sup>					
Automatic 2-sided Printing					
Copying					
Copy Speed (Black / Colour)		Up to 23 ipm / 22 ipm		Up to 24 ipm / 23 ipm	
ISO 29183, A4 (Flatbed Copy)		Up to 22 ipm / 21 ipm			
ISO 24735, A4 (ADF, 1:1)		Up to 15 ipm / 15 ipm			
ISO 24735, A4 (ADF, 1:2, 2:2)		Text, Text & Image, Photo, Text & Image (Best), Barcode			
Copy Quality		Up to 999 copies			
Maximum Copies from Standalone		25 – 400%, Auto Fit Function			
Reduction / Enlargement		600 x 600 dpi			
Maximum Copy Resolution		A3			
Maximum Copy Size		A5, A6, A4, A3, B6, B5, B4, 16K, 8K, 10×15cm, 13×18cm, 13x20cm, HV 16:9 Wide, ID card, Half Letter, Executive, Indian-Legal, Letter, 8.5×13in, Legal, 8x10in, 11x17in, Envelopes: #10, DL, C6, C4			
Copy Paper Size (Flatbed)					
Scanning		Flatbed colour image scanner			
Scanner Type		Mono CIS x 2		Colour CIS x 2	
Sensor Type		1,200 x 2,400 dpi		600 x 600 dpi	
Optical Resolution		297 x 431.8 mm (11.7" x 17")			
Maximum Scan Area					
Scanner Bit Depth		30-bit input, 24-bit output			
Colour		10-bit input, 8-bit output			
Grayscale		10-bit input, 1-bit output			
Black & White		Scan to Network Folder/FTP, Scan to Email, Scan to Memory Device, Scan to Computer (Document Capture Pro)			
Scan Destinations		Scan to Computer (WSD), Scan to Computer (Epson Connect)			
Scanner Speed (Monochrome and Colour)					
200 dpi		4.0 sec / 6.5 sec		3.0 sec / 4.0 sec	
Flatbed (A4 / A3)		25 ppm / 45 ipm		64 ppm / 124 ipm	
ADF (A4, Simplex/Duplex)		TWIN, WIA, ICA			
Scanner Compatibility					
ADF Function					
Support Paper Thickness		52 – 128 g/m <sup>2</sup>		38 – 128 g/m <sup>2</sup>	
Paper Capacity		50 sheets		150 sheets	
Automatic 2-Sided Scan / Copy / Fax		Yes (1-pass Duplex)			
Fax Function					
Type of Fax		Walk-up black-and-white and colour fax capability			
Receive Memore / Page Memory		6 MB, Page memory Up to 550 pages (ITU-T No.1 chart)			
Communication Standards		CCITT/ITU G3, SuperG3 (V34)			
Error Correction Mode		ITU-T T.30			
Fax Speed (Data Transfer Rate)		Up to 33.6kbps, Approx. 3sec/page			
Fax Resolution		Up to 200 x 200 dpi			
Transmission Paper Size					
Flatbed		A5 to A3 / Ledger			
ADF		A5 to A3 / Ledger			
Receiving Paper Size		A5, A4, A3, B5, B4, Half Letter, Letter, Legal, 11×17in			
Speed Dial / Group Dial		Up to 2,000 dials, 200 groups			
Fax Features		PC Fax (Transmission/Receive), Automatic Redial, Address Book, Transmit Reservation, Broadcast Fax (Mono only), Polling Reception, Fax Preview, Fax to E-mail, Memory Reception, Fax to Folder			
USB Host Function					
USB Host		Yes			
Type of Direct Printing		Memory Devices			
Direct Print paper Size		A5, A6, A4, A3, A3+, B6, B5, B4, 16K, 8K, 9×13cm, 10×15cm, 13×18cm, 13x20cm, 20×25cm, 5×8in, HV 16:9 Wide, ID card, Half Letter, Executive, Indian-Legal, Letter, 8.5×13in, Legal, 8x10in, 11x17in, Envelopes: #10, DL, C6, C4			
Paper Handling					
Paper Feed Method		Friction Feed			
Number of Paper Trays		2 (Front: 1, Rear: 1)			
Paper Hold Capacity					
Standard Input Capacity		Up to 335 sheets (80 g/m <sup>2</sup> )		Up to 400 sheets (80 g/m <sup>2</sup> )	
		(Paper Cassette 1: 250 sheets, Rear Tray: 85 sheets)		(Paper Cassette 1: 250 sheets, Rear Tray: 150 sheets)	
Maximum Input Capacity		Up to 1,835 sheets (80 g/m <sup>2</sup> )		Up to 1,900 sheets (80 g/m <sup>2</sup> )	
		(Paper Cassette 1: 250 sheets,		(Paper Cassette 1: 250 sheets,	
		Paper Cassette 2 - 4: 500 sheets, Rear Tray: 85 sheets		Paper Cassette 2 - 4: 500 sheets, Rear Tray: 150 sheets	
Output Capacity		Plain Paper: Up to 250 sheets (80 g/m <sup>2</sup> )			
		Photo Paper: Up to 20 sheets			
Supported Paper Size					
Plain Paper		A6, A5, A4, A3, Half Letter, Executive, Letter, 8.5 x 13", Indian-Legal, Legal, 11 x 17", B6, B5, B4, 100 x 148, 16:9 wide, 16K, 8K			
Photo Paper*		3.5 x 5", 4 x 6", 5 x 7", 8 x 10" (*Supported on Rear Tray only)			
Envelopes*		#10, DL, C6, C4 (*Supported on Rear Tray only)			
Maximum Paper Size (Rear Tray)		215.9 x 1,200 mm (8.5 x 236.2")			
Support Paper Weight		64 – 255 g/m <sup>2</sup>			
Print Margin		3mm top, left, right, bottom			

SPECIFICATIONS

Model Number	EM-C8100		EM-C8101	
Interface				
USB	USB 3.0			
Network	Ethernet (10Base-T/100Base-TX/1000Base-T), Wi-Fi IEEE 802.11b/g/n, Wi-Fi Direct (up to 8 devices)			
Wi-Fi Security	WEP (64bit/128bit), WPA2-PSK (TKIP/AES), WPA2-Enterprise, WPA3-SAE (AES), WPA3-Enterprise			
Network Protocols	TCP/IPv4, TCP/IPv6, LPD, IPP, PORT9100, WSD			
Network Management Protocols	SNMP, HTTP, DHCP, BOOTP, APIPA, PING, DDNS, mDNS, SNTP, SLP, WSD, LLTD			
Security Functions	Access Control, LDAP Address Book, IPsec/IP Filtering, Panel Lock, Confidential Job, SSL/TLS, IEEE 802.1X Authentication			
Mobile and Cloud Printing				
Mobile App	Epson Smart Panel			
Epson Connect	Epson Email Print, Remote Print Driver, Scan to Cloud, Fax to Cloud			
Driverless Solutions	Apple AirPrint, Mopria, Microsoft Universal Print, ChromeOS			
Control Panel				
LCD Screen	5.0" TFT Colour LCD Touch Panel			
Printer Software				
Supported Operating Systems	Windows 7 / 8 / 8.1 / 10 / 11, Windows Server 2008 / 2012 / 2016 / 2019 / 2022 / 2025 Mac OS X 10.10.x or later, macOS 11.x or later			
Supported Software Solutions	Epson Device Admin, Epson Remote Services (Embedded), Epson Print Admin, Document Capture Pro			
Electrical Specifications				
Rated Voltage	AC 220 – 240V		AC 100 – 240V	
Rated Frequency	50 – 60 Hz			
Typical Electricity Consumption (TEC)	0.16 kW/h		0.22 kW/h	
Power Consumption				
Operating	43 W		60 W	
Standby	17 W		32 W	
Sleep	1.0 W		0.9 W	
Power Off	0.1 W		0.1 W	
Noise Level (Sound Power / Sound Pressure)				
PC Printing / Plain Paper Default <sup>14</sup>	6.6 B(A) / 51 dB(A)		6.8 B(A) / 53 dB(A)	
PC Printing / PGPP Best Photo <sup>14</sup>	5.6 B(A) / 41 dB(A)		6.2 B(A) / 47 dB(A)	
Consumables & Options	Page Yield <sup>5</sup>		Order Code	
Standard Capacity Black Ink Pack	~ 20,000 page		C13T13J100	
Standard Capacity Cyan Ink Pack	} 20,000 pages (Composite Yield)		C13T13J200	
Standard Capacity Magenta Ink Pack			C13T13J300	
Standard Capacity Yellow Ink Pack			C13T13J400	
High Capacity Black Ink Pack	~ 86,000 pages		C13T13K100	
High Capacity Cyan Ink Pack	} 50,000 pages (Composite Yield)		C13T12K200	
High Capacity Magenta Ink Pack			C13T12K300	
High Capacity Yellow Ink Pack			C13T12K400	
Maintenance Box	–		C13T671400	
Standard Cassette Maintenance Roller	–		C13S210048	
Optional Cassette Maintenance Roller	–		C13S210049	
Optional Cassette Unit	–		C12C932611	
Printer Stand	–		C12C934321	
Authentication Device Table-P2	–		C12C939531	
For EM-C8101 Only				
Staple Cartridge	~ 1,000 staples x 5 cartridges		C12C934911	
10/100/1000 Base-T, Ethernet	–		C12C934471	
Super G3/G3 Multi Fax Board	–		C12C934491	
Manual Stapler	–		C12C934361	
Software Solutions			Order Code	
Epson Print Admin			7110574	
Epson Print Admin Advanced Workflows			C12C938801	
Document Capture Pro Enhanced OCR			C12C938761	
For EM-C8101 Only				
Epson Print Admin Serverless			7111310	
Printer Options			Order Code	
Erase Red Colour			C12C938781	
IP-Fax			C12C938841	

<sup>1</sup> Print speed (Pages Per Minute) is calculated when printed on A4 plain paper in the fastest mode. Print speed may vary depending on system configuration, print mode, document complexity, software, type of paper used and connectivity. Print speed does not include processing time on host computer.

<sup>2</sup> The maximum number of printed pages per month based on the performance capabilities of the printer, including ISO rated print speeds and paper handling capabilities.

<sup>3</sup> Epson recommends that the average number of printed pages per month not exceed the stated ranges for longer term print quality and reliability.

<sup>4</sup> Default mode in accordance with ISO7779 for MFPs.

<sup>5</sup> Yields based on ISO/IEC 24711/24712 tests in Default Mode printing continuously. Actual yields will be lower with higherdensity images, hot or dusty conditions, less frequent printing, or printing predominantly with one color. All ink colours are used for printing and printer/all-in-one maintenance, and all colours have to be installed for printing. For print quality, part of the ink from the included cartridges is used for printer startup and a variable amount of ink remains in the cartridges after the "replace cartridge" signal.

Dimensions & Weight

EM-C8100

**Weight:** 60.4kg (133.2 lb)  
(Excluding Consumables)



EM-C8101

**Weight:** 76.8kg (169.3 lb)  
(Excluding Consumables)



©2025 Epson Singapore Pte Ltd. All Rights Reserved. Reproduction in part or in whole, without the written permission from Epson, is strictly prohibited.

EPSON is a registered trademark of Seiko Epson Corporation.

All other product and company names used herein are for identification purposes only and are the trademarks or registered trademarks of their respective owners.

Epson disclaims any and all rights in those marks. Projected images shown herein are simulations. The actual product design and contents may vary. Specifications are subject to change without notice and may vary between countries. Please check with local Epson offices for more information.

Dealer's Stamp

Information correct at time of printing.  
Printed April 2025

Find out more at [www.epson.com.sg/enterpriseprinting](http://www.epson.com.sg/enterpriseprinting)

EpsonSingapore EpsonSingapore EpsonSoutheastAsia Epson Singapore EpsonSingapore

**Epson Singapore Pte Ltd**  
**Epson Authorised Service Centre**

438B Alexandra Road, Block B Alexandra Technopark, #04-01/04, Singapore 119968. Tel: (65) 6586-5500  
6 Harper Road, #04-01 Leong Huat Building, Singapore 369674. Epson Helpdesk: 800-120-5564. Please refer to [www.epson.com.sg/contact](http://www.epson.com.sg/contact) for opening hours.



# Shaping the future of printing with Heat-Free Technology

Epson Business Inkjet Printers make the sustainable choice simple. They combine eco-conscious technology with efficient features, helping you easily balance performance, business costs, and environmental impact. With power-saving Heat-Free Technology and high productivity, our Business Inkjet Printers can help you save energy, time, and money.



## Save time with consistent fast speed printing

No heat is required for warm-up, allowing the printer to start printing immediately. This efficient design ensures that you can begin your tasks without delay, maintaining a consistent and fast printing speed throughout your jobs.



## Less power consumption saves energy and money

With no fuser unit to heat, reduce energy consumption by **up to 85%\*** compared to laser printers, resulting in cost savings for electricity bills.



## Fewer replacement parts, lower environmental impact

Uses **up to 59%** fewer replacement parts\*\* than laser printers. No heat damage to the printhead.



## Less intervention increases productivity

With fewer parts to replace and printheads that last longer, the amount of intervention is minimised, providing improved reliability and reduced downtime.



Amendment of the below clause is updated as of 1<sup>st</sup> November 2021.

\* Testing was commissioned by Epson and conducted by Keypoint Intelligence. One specific model was selected from color laser multi-function printers in the 65-70ppm class. Epson WorkForce Enterprise WF-C21000 with 100ppm (equivalent model in Europe was used during the evaluation). This data is as of September, 2020. Devices were tested in default mode as per Keypoint Intelligence's proprietary standard energy consumption test methods. Calculations were based on a weekday workload of 2 x 4 hours printing + 16 hours in sleep/standby mode, and weekend energy use of 48 hours in sleep/standby mode. A total of 69 pages of workload test pattern using DOC, XLS, PPT, HTML, PDF files and Outlook email messages were printed six times in each 4-hour printing period.

\*\* Testing was commissioned by Epson and conducted by Keypoint Intelligence. One competitor model was selected from worldwide best-selling vendor^ in the 65ppm and 70ppm colour laser multi-function printer. Epson Work Force Enterprise WF-C20600 with 60ppm (equivalent model in Europe was used during the evaluation). Consumables and periodic replacement parts required to print 1M pages. The weight includes all used consumables, periodical replacement parts and their packaging. Test printed pattern used was ISO24712.

^Source: IDC's Worldwide Quarterly Hardcopy Peripherals Tracker 2020Q2, Units Share by Company.