

**MAXIMUM SPEED, LOW
DUPLEX PRINTING COSTS.**



Experience high printing speeds and borderless printing for up to A4 size with Epson L6160/6170/6190 ink tank printers. Armed with PrecisionCore™ printheads, print speeds are improved for increased efficiency. The new tank design is integrated into the printer to allow the printer to have the smallest footprint* amongst all brands of ink tank printers that use bottled ink refills. Together with a new set of low-cost ink bottles which guarantees spill-free ink refilling and the paper-saving auto-duplex function, enjoy one of the lowest printing cost solutions. Maximise connectivity with a suite of Epson Connect features which enables printing on the go over a network.



L6160

L6170

L6190



Each printer comes bundled with a starter kit of 1 x 127 ml bottle of black pigment ink and 3 x 70 ml bottles of colour ink.



IT'S IN THE DETAILS.

With PrecisionCore printhead technology, Epson L6160/6170/6190 delivers fast, reliable printing.

- Ultra-High Page Yield
- Print Speed
- Duplex Printing
- Borderless Printing
- Wi-Fi Direct
- Epson Connect
- 2-Year Warranty

Superior Savings with Auto-Duplex

Save up to 50% on paper costs with auto-duplex function, and enjoy even greater savings with high page yields and affordable inks.

Speed, Quality and Reliability

Epson PrecisionCore printhead offers higher print speed, quality and reliability. Pigment black ink produces water and smudge-resistant printouts.

Seamless Connectivity

Share your printer over Wi-Fi, Wi-Fi Direct, Ethernet and print on the go via a suite of Epson Connect features.




*Results obtained by comparing published specifications of minimum footprint of all brands of ink tank printers using bottled ink refills against the Epson L6160/6170/6190. Results valid as at July 2017.

MODEL NUMBER	L6160	L6170	L6190
Printer Type	Print, Scan, Copy	Print, Scan, Copy with ADF	Print, Scan, Copy, Fax with ADF
Printing			
Printing Technology	PrecisionCore Printhead		
Nozzle Configuration	400 nozzles Black, 128 nozzles per colour (Cyan, Magenta, Yellow)		
Print Direction	Bi-directional printing, Uni-directional printing		
Maximum Resolution	4800 x 1200 dpi (with Variable-Sized Droplet Technology)		
Minimum Ink Droplet Volume	3.3 pl		
Print Speed*1	Draft Text - Memo, A4 (Black** / Colour**) Up to 33 ppm / 20 ppm		
ISO 24734, A4 (Black / Colour)	Simplex: Up to 15 ipm / 8.0 ipm, Duplex: 6.5 ipm / 4.5 ipm		
Photo Default - 10 x 15 cm / 4 x 6" *2,3	Approx. 69 sec per photo (Border) / 92 sec per photo (Borderless)		
Printer Language	ESC / P-R		
Automatic 2-sided printing	Yes (up to A4)		
Copying			
Copy Speed	ISO 29183, A4, Simplex (Black / Colour) Simplex: Up to 11 ipm / 5.5 ipm		
Copy Quality	Normal / Best quality		
Maximum Copies from Standalone	99 copies		
Reduction / Enlargement	25 - 400%, Auto Fit Function		
Maximum Copy Resolution	600 x 1200 dpi		
Maximum Copy Size	A4, Letter		
Scanning			
Scanner Type	Flatbed colour image scanner		
Sensor Type	CIS		
Optical Resolution	1200 x 2400 dpi		
Maximum Scan Area	216 x 297 mm (8.5 x 11.7")		
Scanner Bit Depth	Colour 48-bit input, 24-bit output Grayscale 16-bit input, 8-bit output Black & White 16-bit input, 1-bit output		
Scan Speed (Flatbed / ADF (Simplex))	Monochrome 200 dpi 12 sec Colour 200 dpi 27 sec		
Fax Function			
Type of Fax	-		
Receive Memory / Page Memory	-		
Error Correction Mode	-		
Fax Speed (Data Transfer Rate)	-		
Fax Resolution	-		
Transmission Paper Size	-		
ADF	-		
Receiving Paper Size	-		
Speed Dial / Group Dial	-		
Fax Features	-		
ADF Function			
Support Paper Thickness	-		
Paper Capacity	-		
Paper Handling			
Paper Feed Method	Friction feed		
Number of Paper Trays	1 (Paper Cassette)		
Paper Hold Capacity	Input Capacity 150 sheets, A4 Plain Paper (80 g/m ²) 20 sheets, Premium Glossy Photo Paper		
Output Capacity	30 sheets, A4 Plain Paper 20 sheets, Premium Glossy Photo Paper		
Paper Size	Legal, 8.5 x 13", Letter, A4, 195 x 270 mm, B5, A5, A6, 100 x 148 mm, B6, 5 x 7", 4 x 6", Envelopes #10, DL, C6		
Maximum Paper Size	215.9 x 1200 mm (8.5 x 47.24")		
Print Margin	0 mm top, left, right, bottom via custom settings in printer driver (except plain paper) *3		
Interface			
USB	USB 2.0		
Network	Ethernet, Wi-Fi IEEE 802.11b/g/n, Wi-Fi Direct		
Network Protocol	TCP/IPv4, TCP/IPv6, LPD, IPP, PORT9100, WSD		
Network Management Protocols	SNMP, HTTP, DHCP, BOOTP, APIPA, PING, DDNS, mDNS, SLP, WSD, LLTD		
Mobile and Cloud Printing			
Epson Connect	Epson iPrint, Epson Email Print, Remote Print Driver, Scan to Cloud		
Other Mobile Solutions	Apple AirPrint, Google Cloud Print, Mopria Print Service		
Control Panel			
LCD Screen	2.4" Colour LCD	2.4" Colour LCD	2.4" Colour LCD Touch Panel
Printer Software			
Operating System Compatibility	Windows XP / XP Professional x 64 Edition / Vista / 7 / 8 / 8.1 / 10 Windows Server 2003 / 2008 / 2012 / 2016 Only printing and scanning functions are supported for Windows Server OS Mac OS X 10.6.8 or later		
Electrical Specifications			
Rated Voltage	220 - 240V		
Rated Frequency	50 - 60 Hz		
Power Consumption	Operating 12.0 W Standby 5.3 W Sleep 0.7 W Power off 0.3 W		
Noise Level (PC Printing)			
Premium Glossy Photo Paper Best Photo	5.2 B(A) / 38 dB(A)		
Plain Paper Default*4	6.6 B(A) / 53 dB(A)		
Consumables			
	Page Yield ⁵	Order Code	
Black Ink Bottle	7,500	C13T03Y100	
Cyan Ink Bottle	6,000 (Composite Yield)	C13T03Y200	
Magenta Ink Bottle		C13T03Y300	
Yellow Ink Bottle		C13T03Y400	
L6000 Series Maintenance Box		C13T04D100	

Dimensions & Weight


L6160

Weight: 5.8 kg (12.8 lb)




L6170

Weight: 6.7 kg (14.8 lb)



L6190

Weight: 6.8 kg (15.0 lb)



*1 Print speed (Pages Per Minute) is calculated when printed on A4 plain paper in the fastest mode, 10 x 15 cm photo print speed when printed on Epson Premium Glossy Photo Paper. Print speed may vary depending on system configuration, print mode, document complexity, software, type of paper used and connectivity. Print speed does not include processing time on host computer.



#1 Black Text
#2 Black Text and graphics
#3 Photo 4R (4 x 6")

*2 When printed on Epson Premium Glossy Photo Paper.

*3 Otherwise 3mm top, left, right, bottom.

*4 Default mode in accordance with ISO/7779 for MFPS.

*5 In accordance with ISO 24711/24712. Actual yields will vary considerably for reasons including images printed, print settings, temperature and humidity. Yields may be lower when printing infrequently or predominantly with one ink colour. A variable amount of ink remains in the cartridges after the "replace cartridge" signal. Part of the ink from the first cartridges is used for priming the printer. Ink is used for both printing and print head maintenance. All inks are used for both black and colour printing.



© 2018 Epson Singapore Pte Ltd. All Rights Reserved. Reproduction in part or in whole, without the written permission from Epson, is strictly prohibited. EPSON and EXCEED YOUR VISION are registered trademarks of Seiko Epson Corporation. All other products names and other company names used herein are for identification purposes only and are the trademarks or registered trademarks of their respective owners. Epson disclaims any and all rights in those marks. Print samples shown are simulations only. Specifications and product availability are subject to change without notice and may vary between countries. Please check with local Epson offices for more information.

Information correct as at April 2018