




HIGH-PERFORMANCE SOFTWARE SOLUTIONS FOR YOUR BUSINESS.

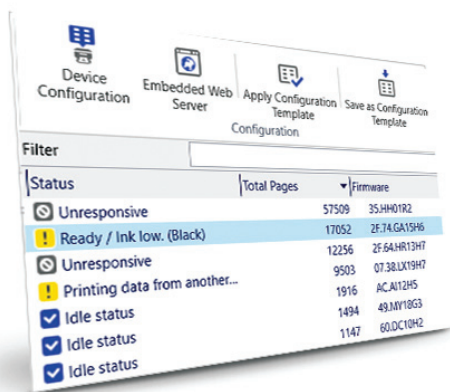
Epson provides a host of software solutions to help simplify fleet deployment and management for businesses. For businesses looking to maximise efficiency and optimise resources, Epson has the solution.

IT'S IN THE DETAILS.

EPSON DEVICE ADMIN



Easily manage an entire fleet of printers and scanners* remotely, with the ability to install, configure, monitor, maintain and troubleshoot devices for increased productivity and cost savings. To better maximise efficiency, alerts can be set to inform necessary personnel on printer errors and replacement of consumables.



View And Monitor Device Fleet Centrally With A Single Interface

View status and usage information of all devices and their consumables in the network. Detailed information of each device can be viewed and if any problems occur, notifications can be received automatically for quick response.

Simplified Deployment And Fleet Management

Deployment of devices is fast and simple with the option to configure and deploy multiple devices individually or in batches. Devices can be managed in groups, reducing the downtime needed to search for specific devices in the network.

Save Time And Costs

Devices can be managed in groups, making it easy to track the location of the devices by department, device type and location.



Compatible With A Large Range Of Networked Printers And Scanners

Most networkable devices are supported, including ink tank system printers, business inkjet printers, laser printers, large format printers, scanners and even local devices connected via USB to a PC in the network.

Automatic Alert And Reporting Function

IT administrators can be alerted immediately in instances such as paper jam, paper out, supplies level low, supplies level warning and service call problem. It helps to reduce downtime and ease users' frustration.

Reports are highly customisable and they can be sent automatically by setting a schedule. System Integrators can use the reports to gather usage data for implementation of Managed Print Services for regular billing plans.

Firmware Update Function

Whenever new firmware is released, Epson Device Admin will indicate which devices are eligible for the upgrade and it is able to perform the upgrade remotely in batches.

* Networked business inkjet printers, laser printers / MFPs, business scanners and large format printers.

EPSON PRINT ADMIN



Epson Print Admin is a server-based solution that creates a secure printing, scanning and copying environment through user-authentication. It includes document distribution and user, cost quota and administrative tools that help to boost security, convenience, productivity and cost-savings.



Enhanced Security And Reduced Waste

Authentication function protects against unauthorised use of devices, creating a secure printing, scanning and copying environment. Employees can be identified using ID cards, login credentials or a PIN code linked to their accounts.

Documents are only printed when the user releases the job at a compatible device. This helps to reduce waste caused by users forgetting to take their printouts.

“Scan and Send to Me” function further enhances document security by ensuring that the document is correctly distributed to the user.

Work Efficiency And Minimise Downtime

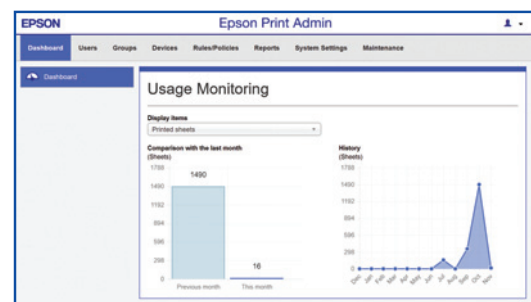
Print from the closest printer or use another printer when one is already in use or facing an error.

Make daily workflow simple and secure by assigning only the required functions and personalising user profiles.



Simple Administration From Any PC In The Network

Epson Print Admin's web-based management interface provides easy access to administer settings through a single interface.



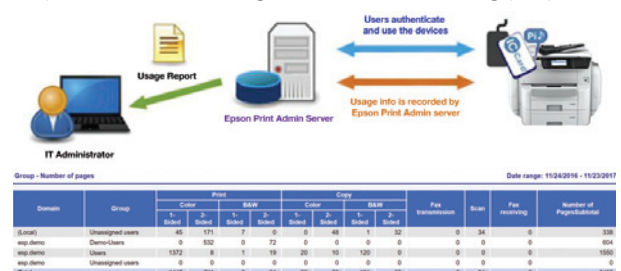
Integrate With Existing Infrastructure

Epson Print Admin is able to integrate with directory services (Windows Active Directory / Open Directory) for importing user database and email server for scan-to-email and automatic reporting functions.

Cost Saving And Accountability

To save on costs, rules can be set to convert colour documents to black-and-white prints. Achieve further cost-savings by enforcing duplex printing which cuts paper cost.

Quota and credits can be assigned to users to minimise printing of unnecessary documents. Reports can then be generated for auditing purposes.



DOCUMENT CAPTURE PRO



Easily scan, edit and manage documents for processing or integrate them into cloud services with Document Capture Pro, Epson's advanced scanner software.

View And Edit Images With A Simple Interface

Make simple edits to scanned images immediately using functions such as add, remove, rotate or rearrange pages before saving it as your output file.


Create Searchable PDF Documents With Built-In OCR Engine

Create searchable PDF which allows users to easily search for keywords within a document.



Save Your Files To Editable Formats

Save scanned images into editable formats such as DOCX, XLSX and PPTX.



Customised Scan Jobs

Create convenient Push-Scan operations by customising up to 30 scan jobs per scanner, with the option to assign the job shortcuts onto the scanner panel.

Device Security And Accountability

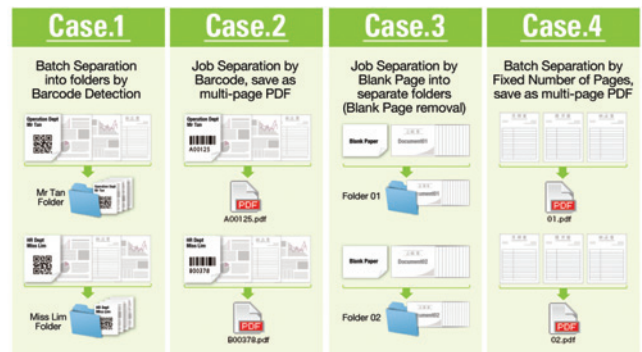
Improve device and document security by preventing unauthorised scanner usage through password protection, and locate and track documents using the Advanced Log function*.

Various Document Output Options

Scan and send documents directly to emails, folders, printers, or even popular online storage services such as Dropbox, Google® Drive™, Evernote® and Microsoft® OneDrive®.

Job Separation Function For Efficient Distribution Of Documents

Distribute jobs and documents efficiently using automatic detection of Barcodes, Patch Codes*, Blank Pages, No. of Pages, Form types* and File sizes*.



Also available for Mac** Users

Perform advanced document imaging functions and various "Scan To" functions. Searchable PDF and editable document files can be created with built-in OCR capability.

* Available with premium upgrade.

** Automatic job separation function not supported. OCR function and push scan functions are supported only on selected models.

DOCUMENT CAPTURE PRO SERVER



Document Capture Pro Server helps to centralise your scanning and manage your fleet of scanners without the need to install drivers on individual computers.

Manage And Centralise Scanners In The Network

Manage and control up to 100 scanners in the network using the web browser from any PC, with the ability to create and assign up to 30 job settings to the scanner panel.

Automate Scanners

Pre-set automatic functions to output your documents such as auto-rotation, job separation and various file naming functions.

Improved Productivity

Downtime is reduced as scanner issues can be resolved more efficiently as the administrator receives instant alerts via email notifications.

Advanced PDF Functions

Create Searchable PDFs* or secure your documents with password to prevent unauthorised distribution of document.

Document And Hardware Security

Reduce leakage of confidential documents by securing scanners with password, and track usage by using log reports.



Document Capture Pro Server – Authentication Edition



Enhanced Document Security

Document Capture Pro Server – Authentication Edition offers all of the above functions and further enhances document security by limiting the use of your scanner based on a user database. With a compatible scanner, an authentication ID Card Reader can also be used for improved security and work efficiency.

Integration To Company Infrastructure

Link the scanner to directory services for automatic syncing of user database and the email server for alerts and reporting functions.

“Scan And Send To Me” Function

This function prevents leakage of confidential documents by assigning the correct email destination of the user as the recipient.

Accountability

Generate usage reports for the scanners up to the level of each individual user. This accounts for the documents scanned using company's equipment and also helps to reduce misuse. The reports can also be used to locate any source of leakage of confidential documents.

* Available with premium upgrade.

SCANNER SOFTWARE DEVELOPMENT KIT




Epson offers an Application Programming Interface (API) that enables integration of Epson scanners into customised applications, mobile apps, solutions and connectors to additional cloud services. Epson partners can develop their solutions with concepts and manuals to assist them. To aid partners in developing solutions for their customers, Epson provides SDK in several packages with sample codes to meet their requirements.

SDK For PC Applications

For PC applications, SDK packages and guides are provided for the following development:


- Controlling a scanner directly from customised app using TWAIN API.
- SDK for use with Epson Scan functions to control the scanner within a customised application.
- An embedded scanner library for a developer who wishes to integrate the scanner within a customised application with C programming language.



SDK For Mobile Applications*

For mobile applications, SDK packages are available for the following development:

- An embedded scanner library in JAVA that can be used to integrate scanner functions into a customer app running on Android.
- A customised app launching the mobile app "Epson Document Scan" to capture the image and receive it for use in the customised app in both iOS and Android™ environments.



SDK For Integrating With Document Capture Pro Solutions

For integration with Epson's Document Capture Pro solutions, SDK packages are available for the following solutions:



- To develop a connector to output images from Document Capture Pro / Server to an additional cloud folder.
- To use Document Capture Pro scan jobs to capture images using command line from within a customer's application.
- To create customised job settings file for Document Capture Pro and repackage it into the installer for deployment.

Please contact your local representative for more information.

* Supported only on Wi-Fi models.

DEVICE MONITORING AND PRINT MANAGEMENT SOLUTIONS

Epson's suite of software solutions are designed to address business needs and to integrate seamlessly into the workflow of a business. Device administration software helps to monitor, manage and configure your device fleet within a network, while print management solutions help improve printing security and reduce printing costs in the company.

	Epson Device Admin	Epson Print Admin
Supported Models	Devices in the network USB connected devices attached to PC in the network	WorkForce Pro WF-C5290, WF-C5790 WorkForce Pro WF-R8591, WF-C869R WorkForce Enterprise WF-C17590, WF-C20590
Os Requirement	Windows XP, Vista, 7, 8, 8.1, 10, Server 2008, 2012, 2016	Server: Windows 7 SP1*, 10*, Server 2008, 2012, 2016 Clients: Windows Vista, 7, 8, 8.1, 10, Server 2008, 2012, 2016 Mac Os X 10.8.5 or later
Cost	Free	License per device
Device Discovery via IP Address	Yes	Yes
Support 3 rd Party Devices	Yes	No
Support Local Devices with USB Connection	Yes	No
Access to Device Embedded Web Page	Yes	No
Web-Based Management Console	No	Yes
Remote Configuration	Yes	No
Firmware Update Function	Yes	No
Driver Deployment Function	No	Yes
Usage Counter Information	Yes: Device total or by data collection after device added to system	Yes: By data collection after device added to system
Consumable Levels	Yes	No
Function Restriction	No	Yes
Rule-Based Settings	No	Yes
Follow Me Printing	No	Yes
Authentication Function	No	Yes: User ID / Password, ID Number, ID Cards
Integration with Directory Services	No	Yes: Microsoft Active Directory, Open Directory
Document Capture Function	No	Yes
Reporting Function	Yes: Customised reports by devices or device groups	Yes: Customised reports by User ID, user group or devices
Cost and Quota Management	No	Yes
Client Notification Function	No	Yes
Error Notification Functions	Yes	No
Service Log Function	No	Yes

Disclaimers:

* When using Windows 7 / 10 OS for the Epson Print Admin server, the performance is decreased and maximum number of simultaneous connections including the server, devices and clients (with Epson Print Admin Notifier installed) is 10.

DOCUMENT CAPTURE SOLUTIONS

Epson offers a range of Document Capture solutions to centralise your scanners or integrate scanning features into your workflow.

	Document Capture Pro	Document Capture for Mac	Document Capture Pro Server
Supported Models	Perfection V37 / V370 Photo Perfection V39 GT-S55 / S-85 WorkForce DS-30 WorkForce DS-310 / DS-360W WorkForce DS-510 / DS-520 WorkForce DS-530 / DS-570W WorkForce DS-770 / DS-780N WorkForce DS-860 WorkForce DS-1630 WorkForce DS-6500 / DS-7500 WorkForce DS-50000 WorkForce DS-60000 / DS-70000 WorkForce Pro WF-5621 / WF-C5790 WorkForce Pro WF-R8591 / WF-C869R WorkForce Enterprise WF-C17590 / WF-C20590	Perfection V37 / V370 Photo Perfection V39 WorkForce DS-310 / DS-360W WorkForce DS-510 / DS-520 WorkForce DS-530 / DS-570W WorkForce DS-770 / DS-780N WorkForce DS-1630 WorkForce Pro WF-5621 / WF-R8591 WorkForce Pro WF-C869R WorkForce Enterprise WF-C17590 / WF-C20590	WorkForce DS-510 / DS-520 WorkForce DS-530 / DS-570W WorkForce DS-770 / DS-780N WorkForce DS-860 WorkForce DS-1630 WorkForce DS-6500 / DS-7500 WorkForce DS-50000 WorkForce DS-60000 / DS-70000 WorkForce Pro WF-C5790 / WF-C869R WorkForce Enterprise WF-C17590 / WF-C20590 Note1: Only when connected to the network via Network Interface Panel or Network Interface Unit. Note2: Wi-Fi connection of DS-570W is not supported.
OS Requirement	Windows XP, Vista, 7, 8, 8.1, 10	OS X 10.5 or later	Windows Server 2008 / 2012 / 2016
Number of Scanners	1	1	100
Number of scanners used simultaneously	1	1	10
Number of customisable scan jobs	30	30	30
Number of jobs assign to button	Up to 30 Note: The number of jobs that can be assigned to the device varies by model	Up to 30 Note: The number of jobs that can be assigned to the device varies by model	Up to 30
Supported File Types	JPEG, BMP, PDF, TIFF, MultiTIFF, PNG, DOCX, XLSX, PPTX	JPEG, PDF, TIFF, PNG, DOCX*, XLSX*	JPEG, BMP, PNG, PDF, TIFF, Multi-TIFF
Searchable PDF Output	Yes	Yes	Yes*
Folder Monitoring	Yes, up to 3	No	No
Driver installation	Yes, every PC need to install scanner driver and Document Capture Pro.	Yes, every Mac needs to install scanner driver and Document Capture.	No, driver and server applications are installed in the server.
Page Auto Rotation	Yes	No	Yes
Automatic Job Separation	Job Separation by Fixed Number of Pages, Blank Pages, Barcodes, OCR, Form Type**, File Size **, Patch Code**	Job separation by Fixed Number of Pages	Job Separation by Blank Page, Barcode, OCR** and Fixed Number of Pages.
Scan to Cloud Destinations	Evernote, Google Drive, SugarSync, MicrosoftOneDrive	Evernote, Google Drive, SugarSync	None
Scan Job editing	Scan jobs are created and stored in each individual PC.	Scan jobs are created and stored in each individual Mac.	Scan jobs are created and stored on the server to be shared by multiple users.
Alerting Functions	No	No	Alerts by email notifications.
Reporting Functions	No	No	Reporting function by email forwarding Detailed and customisable report function with Authentication Edition
Security Function	Secure scanners by password lock function	Secure scannersby password lock function	Secure scanners by password lock function
Authentication Function	No	No	Authentication by User ID, PIN or ID Card with Authentication Edition
Job Log File	Yes**	No	Yes
Troubleshooting	Each scanner and PC have to be checked for problems.	Each scanner and Mac have to be checked for problems.	Using the error report, only the server and the affected scanners need to be checked.

Disclaimers:

* Selected models only.

** Available with premium upgrade.